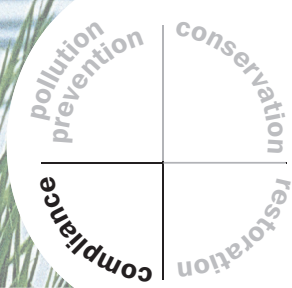


APPENDIX S

COMPLIANCE PROJECTS GREATER THAN \$1.5 MILLION



Section 2706 of title 10, United States Code states—
“(b) Report on Environmental Quality Programs and Other Environmental Activities
(2) Each report shall include the following:
... (D) A list of the planned or ongoing projects necessary to support the environmental quality programs during the period covered by the report, the cost of which has exceeded or is anticipated to exceed \$1,500,000.”

This appendix lists all projects valued at \$1.5 million or greater that—

- Were identified to Congress as part of the fiscal year (FY) FY2002 or FY2003 Defense Environmental Program Annual Report to Congress
- Are now included in the FY2004 program due to emergent circumstances
- Are included in the FY2006 budget request.

Reports track each project of \$1.5 million or greater for inclusion in the budget request, through the appropriations process and project execution. Projects that have not received funding beyond FY2001 or FY2002 are listed in the two preliminary tables. These projects remain active because they are either not physically complete or not fiscally closed.

ACRONYMS FOR APPENDIX I

Pillar	CM	Compliance	
	CO	Conservation	
	EC	Environmental Compliance	
	P2	Pollution Prevention	
Appropriation	DWCF	Defense Working Capital Fund	
	MILCON	Military Construction	
	O & M	Operations and Maintenance	
	PAA-PBS	Procurement of Ammunition, Army Production Base Support	
Legal Requirement	AAC	Alaska Administrative Code (50.080)	
	CAA	Clean Air Act	
	CM-O	Compliance - Other	
	CWA	Clean Water Act	
	ESA	Endangered Species Act	
	NEPA	National Environmental Policy Act	
	NHPA	National Historic Preservation Act	
	RCRAC	Resource Conservation and Recovery Act, Subtitle C	
	RCRAD	Resource Conservation and Recovery Act, Subtitle D	
	RCRAI	Resource Conservation and Recovery Act, Subtitle I	
	SDWA	Safe Drinking Water Act	
	TSCA	Toxic Substances Control Act	
	Miscellaneous	CWE	Current Working Estimate

EQ Projects > \$ 1.5 Million with FY 2001 Funding Only¹

LOCATION	INSTALLATION	PROJECT TITLE	REQ.	ALLOCATED AS OF SEPT. 30, 2001	OBLIG.
Maryland	Patuxent River	REPLACE OPERATING FUEL TANKS	\$8,300	\$8,300	\$9,526
North Carolina	Cherry Point	REPLACE FUEL STORAGE TANKS	\$5,700	\$5,700	\$6,900
Oklahoma	Altus AFB	CMS AT MULTIPLE SWMUS AND AOCS	\$1,500	\$1,892	\$1,892
Germany	Spangdahlem	OEA, CONST DEEP WELL, NIEDERKAIL ²	\$0	\$2,500	\$2,500
Italy	Sigonella	REPLACE BULK FUEL STORAGE FACILITY	\$16,300	\$16,300	\$12,661
Korea	Osan AB	REPAIR/REPLACE USTS	\$2,146	\$2,146	\$1,712

¹ Funding values located in FY 2001 table only.

² This project last received funding in FY2000. The table shows FY2000 request, allocation as of Sept. 30, 2000, and FY2000 obligation.

EQ Projects > \$ 1.5 Million with FY 2002 Funding Only¹

LOCATION	INSTALLATION	PROJECT TITLE	REQ.	ALLOCATED AS OF SEPT. 30, 2002	OBLIG.
Alaska	Fort Wainwright	BAGHOUSE PROJECT	\$30,000	\$30,000	\$23,880
	Fort Wainwright	PIPELINE REMEDIATION	\$50	\$50	\$1,748
Arkansas	Little Rock AFB	RCRA FACILITY INVESTIGATION, PH 2	\$2,200	\$1,200	\$1,200
California	Beale AFB	REPAIR MAINBASE WATERMANS, SOUTH ²	\$2,700	\$2,978	\$3,078
	MAGTFTC Twentynine Palms	REPAIR CHLORINATION SAFETY FACILITIES ²	\$0	\$1,527	\$1,527
Florida	NADEP Jacksonville	ADVANCED PAINT STRIP (PMB FACILITY) ²	\$2,502	\$2,502	\$2,705
Georgia	Robins AFB	FIRE TRAINING FACILITY ²	\$3,800	\$3,701	\$3,502
Kansas	McConnell AFB	REPAIR SEWAGE LIFT STATION ³	\$0	\$2,700	\$2,700
	Fort Riley	WASTEWATER TREATMENT PLANT	\$0	\$26,000	\$20,663
Maryland	Andrews AFB	ALTER FIRE TRAINING FACILITY	\$1,750	\$1,866	\$1,799
New Mexico	Cannon AFB	REPAIR SEWER MAINS/MANHOLES	\$1,300	\$1,586	\$1,586
	Holloman AFB	GERMAN AIR FORCE THREATENED/ENDANGERED SPECIES STUDIES: NEW MEXICO (PHASE I) ²	\$3,500	\$3,200	\$3,200
Oklahoma	Altus AFB	CMI (CONT)	\$2,850	\$996	\$996
Virginia	Langley AFB	REPAIR NON-COMPLIANT WATER MAINS	\$4,067	\$4,062	\$4,062
	Radford Army Ammunition Plant	WASTEWATER SLUDGE HANDLING	\$2,364	\$2,502	\$0
Greenland	Thule AB	UPGRADE WATER DISTRIBUTION, PHASE 2	\$1,500	\$1,625	\$1,625
Korea	Camp Casey	REPLACE FUEL STORAGE FACILITY	\$5,500	\$5,500	\$5,117

¹ Funding values located in FY 2002 table only.

² Project now complete.

³ Project cancelled Feb. 2005

DoD COMPONENTS

Fiscal Year 2005		FY 2006
Request	Current Estimate	Request

Within the United States

ARMY		\$94,762	\$91,893	\$75,286
NAVY		\$4,526	\$5,427	\$7,334
MARINE CORPS		\$32,427	\$51,105	\$38,800
AIR FORCE		\$34,437	\$24,531	\$32,450
DLA		\$26,600	\$25,249	\$0
TOTAL		\$192,752	\$198,205	\$153,870


Blank

Outside the United States

ARMY		\$4,425	\$2,590	\$1,850
NAVY		\$40,793	\$35,500	\$1,869
MARINE CORPS		\$0	\$0	\$0
AIR FORCE		\$7,500	\$3,000	\$4,200
DLA		\$0	\$0	\$0
TOTAL		\$52,718	\$41,090	\$7,919

DoD Component Totals

ARMY		\$99,187	\$94,483	\$77,136
NAVY		\$45,319	\$40,927	\$9,203
MARINE CORPS		\$32,427	\$51,105	\$38,800
AIR FORCE		\$41,937	\$27,531	\$36,650
DLA		\$26,600	\$25,249	\$0
TOTAL		\$245,470	\$239,295	\$161,789

ALABAMA 	FY 2006 EQ Projects > \$ 1.5 Million				Projects	Request	Current Estimate	FY 2006 Request	
	FY 2006 EQ Project Dollars (\$000)				Army	1	\$0	\$0	\$0
					Navy	0	\$0	\$0	\$0
					Marine Corps	0	\$0	\$0	\$0
					Air Force	0	\$0	\$0	\$0
					DLA	0	\$0	\$0	\$0
				Total	1	\$0	\$0	\$0	


PROJECT TITLE				FY 2003			FY 2004			FY 2005		FY 2006 REQUEST
PILLAR	APPROP.	LEGAL REQ.	REQ.	ALLOCATED AS OF SEPT. 30, 2003	OBLIG.	REQ.	ALLOCATED AS OF SEPT. 30, 2004	OBLIG.	REQ.	CWE/ APPROP.		

Army

Redstone Arsenal												
HIGH EXPLOSIVE IMPACT AREA INVESTIGATIONS ¹				\$3,420	\$0	\$0	\$3,500	\$80	\$35			
	CM	O & M	RCRAC									
Subtotal FY 2003				\$3,420	\$0	\$0						
Subtotal FY 2004							\$3,500	\$80	\$35			
Subtotal FY 2005										\$0	\$0	\$0
<i>¹ Project will be cancelled next year.</i>												
Total REDSTONE ARSENAL				\$3,420	\$0	\$0	\$3,500	\$80	\$35	\$0	\$0	\$0

Army Total				\$3,420	\$0	\$0	\$3,500	\$80	\$35	\$0	\$0	\$0
-------------------	--	--	--	---------	-----	-----	---------	------	------	-----	-----	-----

ALABAMA TOTAL				\$3,420	\$0	\$0	\$3,500	\$80	\$35	\$0	\$0	\$0
----------------------	--	--	--	---------	-----	-----	---------	------	------	-----	-----	-----

	FY 2006 EQ Projects > \$ 1.5 Million				Projects	Request	Current Estimate	FY 2006 Request	
	FY 2006 EQ Project Dollars (\$000)				Army	0	\$0	\$0	\$0
					Navy	0	\$0	\$0	\$0
					Marine Corps	0	\$0	\$0	\$0
					Air Force	0	\$0	\$0	\$0
					DLA	0	\$0	\$0	\$0
					Total	0	\$0	\$0	\$0

PROJECT TITLE				FY 2003			FY 2004			FY 2005		FY 2006 REQUEST
	PILLAR	APPROP.	LEGAL REQ.	REQ.	ALLOCATED AS OF SEPT. 30, 2003	OBLIG.	REQ.	ALLOCATED AS OF SEPT. 30, 2004	OBLIG.	REQ.	CWE/ APPROP.	

Army

Fort Wainwright												
POWER PLANT WATER VAPOR REDUCTION PROJECT ¹				\$25,000	\$0	\$0	\$0	\$28,837	\$28,837	\$0	\$0	\$0
	CM	MILCON	CAA									
Subtotal FY 2003				\$25,000	\$0	\$0						
Subtotal FY 2004							\$0	\$28,837	\$28,837			
Subtotal FY 2005										\$0	\$0	\$0
¹ Project awarded in FY2004 -Estimated completion May 2008.												
Total FORT WAINWRIGHT				\$25,000	\$0	\$0	\$0	\$28,837	\$28,837	\$0	\$0	\$0

Army Total				\$25,000	\$0	\$0	\$0	\$28,837	\$28,837	\$0	\$0	\$0
-------------------	--	--	--	----------	-----	-----	-----	----------	----------	-----	-----	-----

PROJECT TITLE				FY 2003			FY 2004			FY 2005		FY 2006 REQUEST
PILLAR	APPROP.	LEGAL REQ.	REQ.	ALLOCATED AS OF SEPT. 30, 2003	OBLIG.	REQ.	ALLOCATED AS OF SEPT. 30, 2004	OBLIG.	REQ.	CWE/ APPROP.		

Air Force


Clear AFS												
UPGRADE POWER PLANT				\$0	\$0	\$0		\$14,694	\$14,694	\$0	\$0	\$0
	CM	MILCON	CAA									
Subtotal FY 2003				\$0	\$0	\$0						
Subtotal FY 2004							\$0	\$14,694	\$14,694			
Subtotal FY 2005										\$0	\$0	\$0
Total CLEAR AFS				\$0	\$0	\$0	\$0	\$14,694	\$14,694	\$0	\$0	\$0

Eareckson AFS												
LANDFILL CLOSURE ²				\$1,680	\$3,580	\$3,580	\$0	\$0	\$0	\$0	\$0	\$0
	CM	O&M	RCRAD									
Subtotal FY 2003				\$1,680	\$3,580	\$3,580						
Subtotal FY 2004							\$0	\$0	\$0			
Subtotal FY 2005										\$0	\$0	\$0
² FY04 requirement funded with FY03 end of year funds. \$1680 was a preliminary number and final CWE increased to 3.58M. Only spent \$173K thus far on design/study. Before this landfill can be closed the new landfill must be opened. Expected to start closing around March 05.												
Total EARECKSON AFS				\$1,680	\$3,580	\$3,580	\$0	\$0	\$0	\$0	\$0	\$0

Eielson AFB												
CENTRAL HEAT PLANT BAGHOUSES				\$0	\$0	\$0	\$21,600	\$18,907	\$17,880	\$0	\$0	\$0
	CM	MILCON	CAA									
Subtotal FY 2003				\$0	\$0	\$0						
Subtotal FY 2004							\$21,600	\$18,907	\$17,880			
Subtotal FY 2005										\$0	\$0	\$0
Total EIELSON AFB				\$0	\$0	\$0	\$21,600	\$18,907	\$17,880	\$0	\$0	\$0

Air Force Total				\$1,680	\$3,580	\$3,580	\$21,600	\$33,601	\$32,574	\$0	\$0	\$0
------------------------	--	--	--	---------	---------	---------	----------	----------	----------	-----	-----	-----

ALASKA TOTAL				\$26,680	\$3,580	\$3,580	\$21,600	\$62,438	\$61,411	\$0	\$0	\$0
---------------------	--	--	--	----------	---------	---------	----------	----------	----------	-----	-----	-----

	FY 2006 EQ Projects > \$ 1.5 Million			Projects	Request	Current Estimate	FY 2006 Request	
	FY 2006 EQ Project Dollars (\$000)			Army	1	\$4,000	\$4,000	\$4,000
				Navy	0	\$0	\$0	\$0
				Marine Corps	1	\$0	\$1,842	\$0
				Air Force	0	\$0	\$0	\$0
				DLA	0	\$0	\$0	\$0
			Total	2	\$4,000	\$5,842	\$4,000	

PROJECT TITLE				FY 2003			FY 2004			FY 2005		FY 2006 REQUEST
	PILLAR	APPROP.	LEGAL REQ.	REQ.	ALLOCATED AS OF SEPT. 30, 2003	OBLIG.	REQ.	ALLOCATED AS OF SEPT. 30, 2004	OBLIG.	REQ.	CWE/ APPROP.	

Army

Camp Navajo												
LONG TERM MAINTENANCE AND MONITORING OB/OD CLOSURE ¹				\$5,400	\$5,400	\$5,398	\$0	\$5,000	\$5,000	\$4,000	\$4,000	\$4,000
	CM	O&M	RCRAC									
Subtotal FY 2003				\$5,400	\$5,400	\$5,398						
Subtotal FY 2004							\$0	\$5,000	\$5,000			
Subtotal FY 2005										\$4,000	\$4,000	\$4,000
¹ Project on schedule - IAW Final Decision Document dated Oct 04.												
Total CAMP NAVAJO				\$5,400	\$5,400	\$5,398	\$0	\$5,000	\$5,000	\$4,000	\$4,000	\$4,000

Army Total				\$5,400	\$5,400	\$5,398	\$0	\$5,000	\$5,000	\$4,000	\$4,000	\$4,000
-------------------	--	--	--	---------	---------	---------	-----	---------	---------	---------	---------	---------

PROJECT TITLE				FY 2003			FY 2004			FY 2005		FY 2006 REQUEST
	PILLAR	APPROP.	LEGAL REQ.	REQ.	ALLOCATED AS OF SEPT. 30, 2003	OBLIG.	REQ.	ALLOCATED AS OF SEPT. 30, 2004	OBLIG.	REQ.	CWE/ APPROP.	

Marine Corps

MCAS Yuma												
RPR TACTICAL REFUELING TRUCK APRON ²				\$0	\$0	\$0	\$0	\$2,062	\$2,062	\$0	\$0	\$0
	CM	O&M	CWA									
WASTEWATER TREATMENT SYS RPR, BLDGS 121,209 & 310 ³				\$0	\$0	\$0	\$0	\$0	\$0	\$0	\$1,842	\$0
	CM	O&M	CWA									
Subtotal FY 2003				\$0	\$0	\$0						
Subtotal FY 2004							\$0	\$2,062	\$2,062			
Subtotal FY 2005										\$0	\$1,842	\$0
² Emergent Requirement. Existing apron is severely cracked and is incapable of providing spill containment. Storm water retention is not meeting regulations. Action Complete.												
³ Emergent project. Corrected the design and construction deficiencies in recycling washracks and associated oil/water separators (OWSs).												
Total MCAS YUMA				\$0	\$0	\$0	\$0	\$2,062	\$2,062	\$0	\$1,842	\$0

Marine Corps Total	\$0	\$0	\$0	\$0	\$2,062	\$2,062	\$0	\$1,842	\$0
---------------------------	-----	-----	-----	-----	---------	---------	-----	---------	-----

ARIZONA TOTAL	\$5,400	\$5,400	\$5,398	\$0	\$7,062	\$7,062	\$4,000	\$5,842	\$4,000
----------------------	---------	---------	---------	-----	---------	---------	---------	---------	---------

ARKANSAS



FY 2006 EQ Projects > \$ 1.5 Million

FY 2006 EQ Project Dollars (\$000)

	Projects	Request	Current Estimate	FY 2006 Request
Army	0	\$0	\$0	\$0
Navy	0	\$0	\$0	\$0
Marine Corps	0	\$0	\$0	\$0
Air Force	3	\$1,500	\$0	\$6,100
DLA	0	\$0	\$0	\$0
Total	3	\$1,500	\$0	\$6,100

PROJECT TITLE				FY 2003			FY 2004			FY 2005		FY 2006 REQUEST
PILLAR	APPROP.	LEGAL REQ.	REQ.	ALLOCATED AS OF SEPT. 30, 2003	OBLIG.	REQ.	ALLOCATED AS OF SEPT. 30, 2004	OBLIG.	REQ.	CWE/ APPROP.		

Air Force

Little Rock AFB												
CMS PHASE 4 INTERIM MEASURES				\$0	\$0	\$0	\$0	\$0	\$0	\$0	\$0	\$2,300
	CM	O & M	RCRAC									
CMS INTERIM MEASURES, B228				\$0	\$0	\$0	\$0	\$0	\$0	\$0	\$0	\$2,300
	CM	O & M	RCRAC									
CMI PHASE 1 ¹				\$0	\$0	\$0	\$0	\$0	\$0	\$1,500	\$0	\$1,500
	CM	O & M	RCRAC									
Subtotal FY 2003				\$0	\$0	\$0						
Subtotal FY 2004							\$0	\$0	\$0			
Subtotal FY 2005										\$1,500	\$0	\$6,100
¹ Submitted last year as aN FY05 requirement. Working with state to address NODs and moved back to FY06.												
Total LITTLE ROCK AFB				\$0	\$0	\$0	\$0	\$0	\$0	\$1,500	\$0	\$6,100

Air Force Total	\$0	\$0	\$0	\$0	\$0	\$0	\$0	\$0	\$1,500	\$0	\$6,100
------------------------	-----	-----	-----	-----	-----	-----	-----	-----	---------	-----	---------

ARKANSAS TOTAL	\$0	\$0	\$0	\$0	\$0	\$0	\$0	\$0	\$1,500	\$0	\$6,100
-----------------------	-----	-----	-----	-----	-----	-----	-----	-----	---------	-----	---------



FY 2006 EQ Project Dollars (\$000)

	Projects	Request	Current Estimate	FY 2006 Request
Army	1	\$3,000	\$500	\$2,000
Navy	2	\$4,526	\$4,500	\$7,334
Marine Corps	11	\$30,390	\$38,278	\$29,833
Air Force	3	\$8,035	\$3,800	\$1,500
DLA	0	\$0	\$0	\$0
Total	17	\$45,951	\$47,078	\$40,667

PROJECT TITLE				FY 2003			FY 2004			FY 2005		FY 2006 REQUEST
PILLAR	APPROP.	LEGAL REQ.	REQ.	ALLOCATED AS OF SEPT. 30, 2003	OBLIG.	REQ.	ALLOCATED AS OF SEPT. 30, 2004	OBLIG.	REQ.	CWE/ APPROP.		

Army

Fort Irwin

LANDFILL STUDY/DESIGN/CONSTRUCTION ¹				\$0	\$0	\$0	\$0	\$0	\$0	\$3,000	\$500	\$2,000
	CM	O & M	RCRAD									
Subtotal FY 2003				\$0	\$0	\$0						
Subtotal FY 2004							\$0	\$0	\$0			
Subtotal FY 2005										\$3,000	\$500	\$2,000

¹ Due to proactive approach existing cell lasted longer than estimated. Funds were used to improve the operation rather than opening new cell. Existing 18 Acre cell is now full and require landfil cap ASAP. FY05 funds will be used to award a contract to design landfill cap. FY06 funds will be used to place the cap and design extention of new 8-acre cell.

Total FORT IRWIN	\$0	\$0	\$0	\$0	\$0	\$0	\$0	\$0	\$3,000	\$500	\$2,000
-------------------------	-----	-----	-----	-----	-----	-----	-----	-----	---------	-------	---------

Camp Roberts Training Site

ARSENIC RULE COMPLIANCE ²				\$0	\$0	\$0	\$1,600	\$1,500	\$1,500	\$0	\$0	\$0
	CM	O & M	SDWA									
Subtotal FY 2003				\$0	\$0	\$0						
Subtotal FY 2004							\$1,600	\$1,500	\$1,500			
Subtotal FY 2005										\$0	\$0	\$0

² No more requirements anticipated. Project provided new water source that is arsenic free. Will delete from project list for FY2005.

Total CAMP ROBERTS TRAINING SITE	\$0	\$0	\$0	\$1,600	\$1,500	\$1,500	\$0	\$0	\$0
---	-----	-----	-----	---------	---------	---------	-----	-----	-----

Army Total	\$0	\$0	\$0	\$1,600	\$1,500	\$1,500	\$3,000	\$500	\$2,000
-------------------	-----	-----	-----	---------	---------	---------	---------	-------	---------

PROJECT TITLE				FY 2003			FY 2004			FY 2005		FY 2006 REQUEST
	PILLAR	APPROP.	LEGAL REQ.	REQ.	ALLOCATED AS OF SEPT. 30, 2003	OBLIG.	REQ.	ALLOCATED AS OF SEPT. 30, 2004	OBLIG.	REQ.	CWE/ APPROP.	

Navy

CNRSW San Diego												
Stormwater High Risk Diversion ³				\$0	\$0	\$0	\$0	\$0	\$0	\$4,526	\$4,500	\$0
	CM	O&M	CWA									
Stormwater Toxicity Diversion ⁴				\$0	\$0	\$0	\$0	\$0	\$0	\$0	\$0	\$7,334
	CM	O&M	CWA									
Subtotal FY 2003				\$0	\$0	\$0						
Subtotal FY 2004							\$0	\$0	\$0			
Subtotal FY 2005										\$4,526	\$4,500	\$7,334
³ Awarded cost estimate diversion study contract in December 2004 using reimbursable money at a cost												
⁴ In addition to high risk areas, region has programmed in FY06 to meet 90% acute toxicity limits as												
Total CNRSW San Diego				\$0	\$0	\$0	\$0	\$0	\$0	\$4,526	\$4,500	\$7,334

Navy Total	\$0	\$0	\$0	\$0	\$0	\$0	\$0	\$0	\$0	\$4,526	\$4,500	\$7,334
-------------------	-----	-----	-----	-----	-----	-----	-----	-----	-----	---------	---------	---------

Marine Corps

MAGTFTC Twentynine Palms												
CORRECT POTABLE WATER SYSTEM DEFICIENCIES ⁵				\$0	\$0	\$0	\$0	\$0	\$0	\$0	\$0	\$2,097
	CM	O & M	SDWA									
REPLACE SEWER MAIN SYSTEM ⁶				\$2,450	\$0	\$0	\$1,922	\$865	\$865	\$0	\$644	\$0
	CM	O & M	CWA									
REPAIR POTABLE WATER DISTRIBUTION SYSTEM ⁷				\$0	\$0	\$0	\$0	\$0	\$0	\$2,000	\$0	\$0
	CM	O & M	SDWA									
Subtotal FY 2003				\$2,450	\$0	\$0						
Subtotal FY 2004							\$1,922	\$865	\$865			
Subtotal FY 2005										\$0	\$644	\$2,097
⁵ Correct the current low pressure violations noted by the Department of Heath Services at the potable water well field.												
⁶ Late design and increased scope delayed project and required breaking project into phases. Phase I funded FY04. Phase II scheduled for FY05.												
⁷ Project required to repair leaks and physical failures in the potable water distribution system in accordance with the Federal Safe Drinking Water Act and California Code of Regulations, Title 22. Project more appropriately a facilities project. Transferred to facilities for FY05 funding. Action Complete.												
Total MAGTFTC TWENTYNINE PALMS				\$2,450	\$0	\$0	\$1,922	\$865	\$865	\$0	\$644	\$2,097

PROJECT TITLE				FY 2003			FY 2004			FY 2005		FY 2006 REQUEST
	PILLAR	APPROP.	LEGAL REQ.	REQ.	ALLOCATED AS OF SEPT. 30, 2003	OBLIG.	REQ.	ALLOCATED AS OF SEPT. 30, 2004	OBLIG.	REQ.	CWE/ APPROP.	

MCAS Camp Pendleton												
REPAIR WATER MAINS ⁸				\$0	\$0	\$0	\$0	\$0	\$0	\$0	\$3,433	\$0
	CM	O & M	CWA									
Subtotal FY 2003				\$0	\$0	\$0						
Subtotal FY 2004							\$0	\$0	\$0			
Subtotal FY 2005										\$0	\$3,433	\$0
⁸ Emergent project. Repairs are required to ensure proper operation of the entire water main system to prevent the possibility of contamination of the potable water supply.												
Total MCAS CAMP PENDLETON				\$0	\$0	\$0	\$0	\$0	\$0	\$0	\$3,433	\$0

MCB Camp Pendleton												
TERTIARY SEWAGE TREATMENT (Phase I) ⁹				\$0	\$0	\$0	\$21,250	\$24,960	\$24,960	\$0	\$0	\$0
	CM	MILCON	SDWA									
TERTIARY SEWAGE TREATMENT (Phase II) ¹⁰				\$0	\$0	\$0	\$0	\$0	\$0	\$25,690	\$25,690	\$0
	CM	MILCON	SDWA									
RECL/CONVEYANCE (Phase I) ¹¹				\$0	\$0	\$0	\$0	\$0	\$0	\$0	\$0	\$25,436
	CM	MILCON	CWA									
REPAIR VEHICLE WASH OIL/WATER SEPARATORS 12, 13, and 14 ¹²				\$0	\$1,496	\$1,496	\$0	\$0	\$0	\$0	\$0	\$0
	CM	O&M	CWA									
INSTALL EMS TO STP AND PUMP STATIONS BASEWIDE ¹³				\$0	\$0	\$0	\$0	\$0	\$0	\$0	\$1,981	\$0
	CM	O&M	CWA									
STP 11 RECIRCULATION, DIGESTER COVER, HEAD WORKS, SLUDGE BEDS, INSTALL FLOW METER ¹⁴				\$0	\$0	\$0	\$0	\$0	\$0	\$0	\$3,593	\$0
	CM	O&M	CWA									
REPLACE FORCE MAIN FOR PS 31227 ¹⁵				\$0	\$0	\$0	\$0	\$1,950	\$0	\$0	\$0	\$0
	CM	O&M	CWA									
REPAIR CL2 STATIONS, NORTH DIST. SYSTEM ¹⁶				\$0	\$0	\$0	\$0	\$1,642	\$1,642	\$0	\$0	\$0
	CM	O&M	SDWA									
REPAIR CL2 STATIONS, SOUTH DIST. SYSTEM ¹⁶				\$0	\$0	\$0	\$0	\$1,517	\$1,517	\$0	\$0	\$0
	CM	O&M	SDWA									
CRITICAL SEWER REPAIRS - TA 1,2,3,8,13 ¹⁷				\$0	\$0	\$0	\$0	\$0	\$0	\$2,500	\$0	\$0
	CM	O&M	CWA									
LANDFILL LINERS 43 AREA ¹⁸				\$0	\$0	\$0	\$0	\$0	\$0	\$2,200	\$0	\$2,300
	CM	O&M	RCRAD									
Subtotal FY 2003				\$0	\$1,496	\$1,496						
Subtotal FY 2004							\$21,250	\$30,069	\$28,119			
Subtotal FY 2005										\$30,390	\$31,264	\$27,736

PROJECT TITLE				FY 2003			FY 2004			FY 2005		FY 2006 REQUEST
	PILLAR	APPROP.	LEGAL REQ.	REQ.	ALLOCATED AS OF SEPT. 30, 2003	OBLIG.	REQ.	ALLOCATED AS OF SEPT. 30, 2004	OBLIG.	REQ.	CWE/ APPROP.	

⁹ Required to meet Clean Water standards. Scope increased to include required sewage treatment facility elements. Action Complete.												
¹⁰ Required to meet CWA standards.												
¹¹ Required to meet Clean Water standards. Constructs a distribution system to convey untreated water from various parts of the base to the southern regional treatment plant and tertiary treated wastewater from the southern regional treatment plant to the locations where such wastewater will be reused.												
¹² OWS effluent contributing to toxicity at sewage treatment plant. Project deferred to FY 2003 due to late design. Action complete												
¹³ Required to address NOVs. End of year project deferred to FY05.												
¹⁴ Improvements to STP 11 are required to allow the plant to discharge in compliance with its Waste Discharge Permit requirements. Scope increased to address additional repairs to comply with NOV.												
¹⁵ Required to address collection system spills cited in CWA violations. Project more appropriately a facilities project. Transferred to facilities for FY05 funding. Action complete.												
¹⁶ Project required to reduce the disinfection by-products levels to be in compliance with SDWA requirements. Action complete.												
¹⁷ Required to comply with consent decree and FFCA for the sewage collection system. Awaiting rescoping.												
¹⁸ Regulatory requirements mandate the installation of a Leachate Collection and Removal Systems with liner in order to expand the landfill's capacity.												
Total MCB CAMP PENDLETON				\$0	\$1,496	\$1,496	\$21,250	\$30,069	\$28,119	\$30,390	\$31,264	\$27,736

MCLB Barstow												
REPAIR DOMESTIC WW TREATMENT PLANT- NEBO ¹⁹				\$0	\$0	\$0	\$0	\$0	\$0	\$0	\$2,937	\$0
	CM	O & M	CWA									
Subtotal FY 2003				\$0	\$0	\$0						
Subtotal FY 2004							\$0	\$0	\$0			
Subtotal FY 2005										\$0	\$2,937	\$0
¹⁹ Emergent project. Required to meet the requirements of the regional water quality control board by												
Total MCLB BARSTOW				\$0	\$0	\$0	\$0	\$0	\$0	\$0	\$2,937	\$0

Marine Corps Total				\$2,450	\$1,496	\$1,496	\$23,172	\$30,934	\$28,984	\$30,390	\$38,278	\$29,833
---------------------------	--	--	--	---------	---------	---------	----------	----------	----------	----------	----------	----------

PROJECT TITLE				FY 2003			FY 2004			FY 2005		FY 2006 REQUEST
PILLAR	APPROP.	LEGAL REQ.	REQ.	ALLOCATED AS OF SEPT. 30, 2003	OBLIG.	REQ.	ALLOCATED AS OF SEPT. 30, 2004	OBLIG.	REQ.	CWE/ APPROP.		

Air Force

Beale AFB				REQ.	ALLOCATED AS OF SEPT. 30, 2003	OBLIG.	REQ.	ALLOCATED AS OF SEPT. 30, 2004	OBLIG.	REQ.	CWE/ APPROP.	FY 2006 REQUEST
REPAIR FLIGHTLINE WATERMAINS ²⁰				\$0	\$0	\$0	\$2,000	\$1,806	\$1,806	\$0	\$0	\$0
	CM	O & M	SDWA									
REPAIR WATER MAINS J STREET ²¹				\$0	\$0	\$0	\$2,500	\$0	\$0	\$4,535	\$2,300	\$0
	CM	O & M	SDWA									
REPAIR SEWER FOR INFLOW AND INFILTRATION ²²				\$2,247	\$2,300	\$1,933	\$0	\$0	\$0	\$0	\$0	\$0
	P2	O & M	CWA									
REPAIR 3 MILION GALLON RESEVOIR TANK ²²				\$1,532	\$1,532	\$1,532	\$0	\$0	\$0	\$0	\$0	\$0
	P2	O & M	SDWA									
Subtotal FY 2003				\$3,779	\$3,832	\$3,465						
Subtotal FY 2004							\$4,500	\$1,806	\$1,806			
Subtotal FY 2005										\$4,535	\$2,300	\$0
²⁰ Funds issued in FY 2004.												
²¹ Deferred to FY05. Latest CWE is \$2.5M.												
²² Complete and fiscally closed out - updated obligated amount.												
Total BEALE AFB				\$3,779	\$3,832	\$3,465	\$4,500	\$1,806	\$1,806	\$4,535	\$2,300	\$0


Edwards AFB				REQ.	ALLOCATED AS OF SEPT. 30, 2003	OBLIG.	REQ.	ALLOCATED AS OF SEPT. 30, 2004	OBLIG.	REQ.	CWE/ APPROP.	FY 2006 REQUEST
SDWA IMPLEMENTATION ARSENIC TREATMENT - AFRL ²³				\$0	\$0	\$0	\$2,470	\$0	\$0	\$0	\$0	\$0
	CM	O & M	SDWA									
SDWA IMPLEMENTATION ARSENIC TREATMENT - Phase I ²³				\$0	\$0	\$0	\$4,150	\$0	\$0	\$0	\$0	\$0
	CM	O&M	SDWA									
Subtotal FY 2003				\$0	\$0	\$0						
Subtotal FY 2004							\$6,620	\$0	\$0			
Subtotal FY 2005										\$0	\$0	\$0
²³ Project being re-evaluated to identify more cost effective solution to problem												
Total Edwards AFB				\$0	\$0	\$0	\$6,620	\$0	\$0	\$0	\$0	\$0

PROJECT TITLE				FY 2003			FY 2004			FY 2005		FY 2006 REQUEST
PILLAR	APPROP.	LEGAL REQ.	REQ.	ALLOCATED AS OF SEPT. 30, 2003	OBLIG.	REQ.	ALLOCATED AS OF SEPT. 30, 2004	OBLIG.	REQ.	CWE/ APPROP.		

Vandenberg AFB												
INSTALL STORMWATER DRAINAGE				\$3,100	\$3,100	\$3,000	\$0	\$0	\$0	\$0	\$0	\$0
	CM	MILCON	CWA									
EC-MAINTENANCE SW LANDFILL PH 1A				\$0	\$0	\$0	\$0	\$0	\$0	\$3,500	\$1,500	\$0
	CM	O&M	RCRAD									
EC-MAINTENANCE SW LANDFILL PH 1B ²⁴				\$0	\$0	\$0	\$0	\$0	\$0	\$0	\$0	\$1,500
	CM	O&M	RCRAD									
UPGRADE WATER DISTRIBUTION SYSTEM, PHASE 2 ²⁵				\$7,400	\$5,168	\$5,136	\$0	\$0	\$0	\$0	\$0	\$0
	CM	MILCON	SDWA									
Subtotal FY 2003				\$10,500	\$8,268	\$8,136						
Subtotal FY 2004							\$0	\$0	\$0			
Subtotal FY 2005										\$3,500	\$1,500	\$1,500
²⁴ Second phase of project previously titled "Construct Partial Landfill Cap."												
²⁵ Project benefitted from good bid climate.												
Total VANDENBERG AFB				\$10,500	\$8,268	\$8,136	\$0	\$0	\$0	\$3,500	\$1,500	\$1,500

Air Force Total				\$14,279	\$12,100	\$11,601	\$11,120	\$1,806	\$1,806	\$8,035	\$3,800	\$1,500
------------------------	--	--	--	----------	----------	----------	----------	---------	---------	---------	---------	---------

CALIFORNIA TOTAL				\$16,729	\$13,596	\$13,097	\$35,892	\$34,240	\$32,290	\$45,951	\$47,078	\$40,667
-------------------------	--	--	--	----------	----------	----------	----------	----------	----------	----------	----------	----------

COLORADO 	FY 2006 EQ Projects > \$ 1.5 Million				Projects	Request	Current Estimate	FY 2006 Request	
	FY 2006 EQ Project Dollars (\$000)				Army	1	\$0	\$0	\$1,756
					Navy	0	\$0	\$0	\$0
					Marine Corps	0	\$0	\$0	\$0
					Air Force	0	\$0	\$0	\$0
					DLA	0	\$0	\$0	\$0
				Total	1	\$0	\$0	\$1,756	

PROJECT TITLE				FY 2003			FY 2004			FY 2005		FY 2006 REQUEST
	PILLAR	APPROP.	LEGAL REQ.	REQ.	ALLOCATED AS OF SEPT. 30, 2003	OBLIG.	REQ.	ALLOCATED AS OF SEPT. 30, 2004	OBLIG.	REQ.	CWE/ APPROP.	

Army

Fort Carson												
HW SITE INVESTIGATION (LANDFILL 1- SWMU 1) ¹				\$3,164	\$2,800	\$322	\$3,353	\$100	\$100			\$1,756
	CM	O & M	RCRAD									
Subtotal FY 2003				\$3,164	\$2,800	\$322						
Subtotal FY 2004							\$3,353	\$100	\$100			
Subtotal FY 2005										\$0	\$0	\$1,756
<i>¹ Completed FY04 Obligation Data. Updated estimated FY05 and FY06 Request Data. Landfill cap (causing project to exceed \$1.5 M) delayed, pending completion and approval of Corrective Measures Study and resolution of State of Colorado covenant issues.</i>												
Total FORT CARSON				\$3,164	\$2,800	\$322	\$3,353	\$100	\$100	\$0	\$0	\$1,756
Army Total				\$3,164	\$2,800	\$322	\$3,353	\$100	\$100	\$0	\$0	\$1,756


PROJECT TITLE				FY 2003			FY 2004			FY 2005		FY 2006 REQUEST
	PILLAR	APPROP.	LEGAL REQ.	REQ.	ALLOCATED AS OF SEPT. 30, 2003	OBLIG.	REQ.	ALLOCATED AS OF SEPT. 30, 2004	OBLIG.	REQ.	CWE/ APPROP.	

Air Force

Buckley AFB												
HQ-Buckley Off-Base Asbestos ²				\$0	\$4,900	\$4,900	\$0	\$0	\$0	\$0	\$0	\$0
	CM	O&M	TSCA									
HQ-Buckley Off-Base Asbestos Phase 2 ³				\$0	\$0	\$0	\$3,200	\$3,200	\$2,006	\$0	\$0	\$0
	CM	O&M	TSCA									
HQ-Buckley On-Base Asbestos ⁴				\$0	\$900	\$900	\$0	\$0	\$0	\$0	\$0	\$0
	CM	O&M	TSCA									
HQ-Buckley On-Base Asbestos Phase 2 ⁵				\$0	\$0	\$0	\$3,000	\$3,000	\$2,840	\$0	\$0	\$0
	CM	O&M	TSCA									
Subtotal FY 2003				\$0	\$5,800	\$5,800						
Subtotal FY 2004							\$6,200	\$6,200	\$4,846			
Subtotal FY 2005										\$0	\$0	\$0
² Requirement was not in the President's Budget for 2003. Last year's report showed a current working estimate of \$8.1M, actual 2003 execution was \$4.9M (see project AFSP954427).												
³ Phase 2 of project AFSP954427, Prime contractor came in under budget. Also, additional cost savings due to Title II services removed from contract and performed in-house.												
⁴ Requirement was not in the President's Budget for 2003. Last year's report showed a current working estimate of \$5.77M, actual 2003 execution was \$0.9M (see project CRWU372801).												
⁵ Phase 2 of project CRWU372801.												
Total BUCKLEY AFB				\$0	\$5,800	\$5,800	\$6,200	\$6,200	\$4,846	\$0	\$0	\$0

Air Force Total

COLORADO TOTAL

 FLORIDA	FY 2006 EQ Projects > \$ 1.5 Million				Projects	Request	Current Estimate	FY 2006 Request	
	FY 2006 EQ Project Dollars (\$000)				Army	0	\$0	\$0	\$0
					Navy	0	\$0	\$0	\$0
					Marine Corps	0	\$0	\$0	\$0
					Air Force	0	\$0	\$0	\$0
					DLA	0	\$0	\$0	\$0
					Total	0	\$0	\$0	\$0

PROJECT TITLE				FY 2003			FY 2004			FY 2005		FY 2006 REQUEST
PILLAR	APPROP.	LEGAL REQ.	REQ.	ALLOCATED AS OF SEPT. 30, 2003	OBLIG.	REQ.	ALLOCATED AS OF SEPT. 30, 2004	OBLIG.	REQ.	CWE/ APPROP.		

Navy

NADEP Jacksonville												
PHOTO-CATALYTIC OXIDATION ¹				\$0	\$0	\$0	\$1,500	\$0	\$0	\$0	\$0	\$0
CM	DWCF	HW/CWA										
Subtotal FY 2003				\$0	\$0	\$0						
Subtotal FY 2004							\$1,500	\$0	\$0			
Subtotal FY 2005									\$0	\$0	\$0	
¹ Project on hold pending feasibility assessment.												
Total NADEP JACKSONVILLE				\$0	\$0	\$0	\$1,500	\$0	\$0	\$0	\$0	\$0

Navy Total				\$0	\$0	\$0	\$1,500	\$0	\$0	\$0	\$0	\$0
-------------------	--	--	--	-----	-----	-----	---------	-----	-----	-----	-----	-----

PROJECT TITLE				FY 2003			FY 2004			FY 2005		FY 2006 REQUEST
	PILLAR	APPROP.	LEGAL REQ.	REQ.	ALLOCATED AS OF SEPT. 30, 2003	OBLIG.	REQ.	ALLOCATED AS OF SEPT. 30, 2004	OBLIG.	REQ.	CWE/ APPROP.	

Air Force

Patrick AFB											
CLEAN UP CONTAMINATED SKEET RANGE ²				\$2,500	\$0	\$0	\$0	\$0	\$0	\$0	\$0
	CM	O & M	RCRAC								
Subtotal FY 2003				\$2,500	\$0	\$0					
Subtotal FY 2004							\$0	\$0	\$0		
Subtotal FY 2005										\$0	\$0
² Project executed in FY 2001 end of year program. Physically complete but not fiscally closed.											
Total PATRICK AFB				\$2,500	\$0	\$0	\$0	\$0	\$0	\$0	\$0

Air Force Total	\$2,500	\$0	\$0	\$0	\$0	\$0	\$0	\$0	\$0	\$0	\$0
------------------------	---------	-----	-----	-----	-----	-----	-----	-----	-----	-----	-----

DLA

Duke Field (Eglin AFB)											
REPLACE JET FUEL STORAGE COMPLEX ³				\$0	\$0	\$0	\$4,800	\$4,800	\$5,370	\$0	\$0
	CM	MILCON	CWA								
REPLACE FUEL PIER (Hurlburt Field) ⁴				\$0	\$0	\$0	\$4,100	\$4,100	\$3,857	\$0	\$0
	CM	MILCON	CAA								
Subtotal FY 2003				\$0	\$0	\$0					
Subtotal FY 2004							\$8,900	\$8,900	\$9,227		
Subtotal FY 2005										\$0	\$0
³ Higher bids than expected. Construction is 15% complete; Beneficial Occupancy Date (BOD) 11/25/05.											
⁴ Construction is 9% complete; BOD 06/16/05.											
Total DUKE FIELD (EGLIN AFB)				\$0	\$0	\$0	\$8,900	\$8,900	\$9,227	\$0	\$0

DLA Total	\$0	\$0	\$0	\$8,900	\$8,900	\$9,227	\$0	\$0	\$0	\$0
------------------	-----	-----	-----	---------	---------	---------	-----	-----	-----	-----

FLORIDA TOTAL	\$2,500	\$0	\$0	\$10,400	\$8,900	\$9,227	\$0	\$0	\$0	\$0
----------------------	---------	-----	-----	----------	---------	---------	-----	-----	-----	-----

GEORGIA



FY 2006 EQ Projects > \$ 1.5 Million

FY 2006 EQ Project Dollars (\$000)

	Projects	Request	Current Estimate	FY 2006 Request
Army	4	\$8,500	\$3,133	\$0
Navy	0	\$0	\$0	\$0
Marine Corps	0	\$0	\$0	\$0
Air Force	0	\$0	\$0	\$0
DLA	0	\$0	\$0	\$0
Total	4	\$8,500	\$3,133	\$0

PROJECT TITLE				FY 2003			FY 2004			FY 2005		FY 2006 REQUEST
PILLAR	APPROP.	LEGAL REQ.	REQ.	ALLOCATED AS OF SEPT. 30, 2003	OBLIG.	REQ.	ALLOCATED AS OF SEPT. 30, 2004	OBLIG.	REQ.	CWE/ APPROP.		

Army

Fort Benning

HW SITE INVESTIGATION (GROUP 2 SITES) ¹				\$0	\$0	\$0	\$0	\$0	\$0	\$1,500	\$133	\$0
	CM	O&M	RCRAC									
Subtotal FY 2003				\$0	\$0	\$0						
Subtotal FY 2004							\$0	\$0	\$0			
Subtotal FY 2005										\$1,500	\$133	\$0
<i>¹ Reduction due to sites being eliminated. Project will be deleted next year.</i>												
Total FORT BENNING				\$0	\$0	\$0	\$0	\$0	\$0	\$1,500	\$133	\$0

Fort Gordon

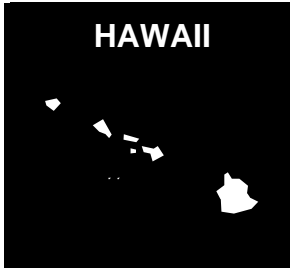
SDWA PERMIT CONSTRUCTION (CLEARWELL UPGRADE) ²				\$0	\$0	\$0	\$0	\$0	\$0	\$2,300	\$0	\$0
	CMP	O&M	SDWA									
SDWA PERMIT CONSTRUCTION (TTHM/HAA5 COMPLIANCE) ²				\$0	\$0	\$0	\$0	\$0	\$0	\$1,700	\$0	
	CM	O&M	SDWA									
Subtotal FY 2003				\$0	\$0	\$0						
Subtotal FY 2004							\$0	\$0	\$0			
Subtotal FY 2005										\$4,000	\$0	\$0
<i>² Project classified as O&M last year - Will be programmed in MilCon in future years.</i>												
Total FORT GORDON				\$0	\$0	\$0	\$0	\$0	\$0	\$4,000	\$0	\$0

PROJECT TITLE				FY 2003			FY 2004			FY 2005		FY 2006 REQUEST
	PILLAR	APPROP.	LEGAL REQ.	REQ.	ALLOCATED AS OF SEPT. 30, 2003	OBLIG.	REQ.	ALLOCATED AS OF SEPT. 30, 2004	OBLIG.	REQ.	CWE/ APPROP.	

Fort Stewart												
SW LANDFILL CLOSURE (SYNTHETIC LANDFILL CAP) ³				\$3,000	\$0	\$0	\$3,000	\$0	\$0	\$3,000	\$3,000	\$0
	CM	O&M	RCRAD									
Subtotal FY 2003				\$3,000	\$0	\$0						
Subtotal FY 2004							\$3,000	\$0	\$0			
Subtotal FY 2005										\$3,000	\$3,000	\$0
³ Need for project deferred as a result of state determination.												
Total FORT STEWART				\$3,000	\$0	\$0	\$3,000	\$0	\$0	\$3,000	\$3,000	\$0

Army Total				\$3,000	\$0	\$0	\$3,000	\$0	\$0	\$8,500	\$3,133	\$0
-------------------	--	--	--	---------	-----	-----	---------	-----	-----	---------	---------	-----

GEORGIA TOTAL				\$3,000	\$0	\$0	\$3,000	\$0	\$0	\$8,500	\$3,133	\$0
----------------------	--	--	--	---------	-----	-----	---------	-----	-----	---------	---------	-----

	FY 2006 EQ Projects > \$ 1.5 Million				Projects	Request	Current Estimate	FY 2006 Request	
	FY 2006 EQ Project Dollars (\$000)				Army	3	\$9,253	\$9,253	\$7,511
					Navy	0	\$0	\$0	\$0
					Marine Corps	0	\$0	\$0	\$0
					Air Force	1	\$1,600	\$1,600	\$0
					DLA	0	\$0	\$0	\$0
				Total	4	\$10,853	\$10,853	\$7,511	

PROJECT TITLE				FY 2003			FY 2004			FY 2005		FY 2006 REQUEST
PILLAR	APPROP.	LEGAL REQ.	REQ.	ALLOCATED AS OF SEPT. 30, 2003	OBLIG.	REQ.	ALLOCATED AS OF SEPT. 30, 2004	OBLIG.	REQ.	CWE/ APPROP.		

Army

Schofield Barracks Military Reservation												
SEC 7 MITIGATIVE ACTIONS FOR CONTD TRNG ¹				\$0	\$0	\$0	\$0	\$0	\$0	\$5,698	\$5,698	\$3,511
	CNS	OMA	ESA									
SECTION 7 STABILIZATION ACTIONS FOR CONTINUED TRNG ¹				\$0	\$0	\$0	\$1,555	\$1,555	\$788	\$1,555	\$1,555	\$2,000
	CNS	OMA	ESA									
SECTION 7 MITIGATION ACTIONS FOR CONTINUED TRAINING ¹				\$0	\$0	\$0	\$2,000	\$2,000	\$1,400	\$2,000	\$2,000	\$2,000
	CNS	OMA	ESA									
Subtotal FY 2003				\$0	\$0	\$0						
Subtotal FY 2004							\$3,555	\$3,555	\$2,188			
Subtotal FY 2005										\$9,253	\$9,253	\$7,511
¹ Project not identified in FY03.												
Total SCHOFIELD BARRACKS MILITARY RESERVATION				\$0	\$0	\$0	\$3,555	\$3,555	\$2,188	\$9,253	\$9,253	\$7,511

Army Total				\$0	\$0	\$0	\$3,555	\$3,555	\$2,188	\$9,253	\$9,253	\$7,511
-------------------	--	--	--	-----	-----	-----	---------	---------	---------	---------	---------	---------

PROJECT TITLE				FY 2003			FY 2004			FY 2005		FY 2006 REQUEST
	PILLAR	APPROP.	LEGAL REQ.	REQ.	ALLOCATED AS OF SEPT. 30, 2003	OBLIG.	REQ.	ALLOCATED AS OF SEPT. 30, 2004	OBLIG.	REQ.	CWE/ APPROP.	

Air Force

Multiple (All PACAF)

ENVIRONMENTAL MANAGEMENT SYSTEM (EMS) COMMAND - WIDE ²				\$0	\$0	\$0	\$0	\$0	\$0	\$1,600	\$1,600	\$0	
	CM	O & M	CM-O										
Subtotal FY 2003				\$0	\$0	\$0							
Subtotal FY 2004							\$0	\$0	\$0				
Subtotal FY 2005										\$1,600	\$1,600	\$0	
² FY05 costs Included on this 2004 report.													
Total Multiple (All PACAF)				\$0	\$0	\$0	\$0	\$0	\$0	\$0	\$1,600	\$1,600	\$0

Air Force Total				\$0	\$0	\$0	\$0	\$0	\$0	\$0	\$1,600	\$1,600	\$0
------------------------	--	--	--	-----	-----	-----	-----	-----	-----	-----	---------	---------	-----

HAWAII TOTAL				\$0	\$0	\$0	\$3,555	\$3,555	\$2,188	\$10,853	\$10,853	\$7,511
---------------------	--	--	--	-----	-----	-----	---------	---------	---------	----------	----------	---------

ILLINOIS



FY 2006 EQ Projects > \$ 1.5 Million

		Projects	Request	Current Estimate	FY 2006 Request
FY 2006 EQ Project Dollars (\$000)	Army	0	\$0	\$0	\$0
	Navy	0	\$0	\$0	\$0
	Marine Corps	0	\$0	\$0	\$0
	Air Force	0	\$0	\$0	\$0
	DLA	0	\$0	\$0	\$0
	Total	0	\$0	\$0	\$0


PROJECT TITLE				FY 2003			FY 2004			FY 2005		FY 2006 REQUEST
PILLAR	APPROP.	LEGAL REQ.	REQ.	ALLOCATED AS OF SEPT. 30, 2003	OBLIG.	REQ.	ALLOCATED AS OF SEPT. 30, 2004	OBLIG.	REQ.	CWE/ APPROP.		

Air Force

Air Mobility Command ¹				REQ.	ALLOCATED AS OF SEPT. 30, 2003	OBLIG.	REQ.	ALLOCATED AS OF SEPT. 30, 2004	OBLIG.	REQ.	CWE/ APPROP.	FY 2006 REQUEST
INFLOW/INFILTRATION STUDY				\$2,100	\$2,098	\$2,098	\$0	\$0	\$0	\$0	\$0	\$0
	CM	O & M	CWA									
Subtotal FY 2003				\$2,100	\$2,098	\$2,098						
Subtotal FY 2004							\$0	\$0	\$0			
Subtotal FY 2005										\$0	\$0	\$0
<i>¹ Project awarded to study inflow / infiltration problems command-wide due to frequent permit violations.</i>												
Total MULTIPLE INSTALLATIONS				\$2,100	\$2,098	\$2,098	\$0	\$0	\$0	\$0	\$0	\$0

Air Force Total	\$2,100	\$2,098	\$2,098	\$0	\$0	\$0	\$0	\$0	\$0	\$0	\$0
------------------------	---------	---------	---------	-----	-----	-----	-----	-----	-----	-----	-----

ILLINOIS TOTAL	\$2,100	\$2,098	\$2,098	\$0	\$0	\$0	\$0	\$0	\$0	\$0
-----------------------	---------	---------	---------	-----	-----	-----	-----	-----	-----	-----

KANSAS 	FY 2006 EQ Projects > \$ 1.5 Million				Projects	Request	Current Estimate	FY 2006 Request	
	FY 2006 EQ Project Dollars (\$000)				Army	0	\$0	\$0	\$0
					Navy	0	\$0	\$0	\$0
					Marine Corps	0	\$0	\$0	\$0
					Air Force	0	\$0	\$0	\$0
					DLA	0	\$0	\$0	\$0
				Total	0	\$0	\$0	\$0	


PROJECT TITLE				FY 2003			FY 2004			FY 2005		FY 2006 REQUEST
	PILLAR	APPROP.	LEGAL REQ.	REQ.	ALLOCATED AS OF SEPT. 30, 2003	OBLIG.	REQ.	ALLOCATED AS OF SEPT. 30, 2004	OBLIG.	REQ.	CWE/ APPROP.	

Army

Fort Riley												
WASTEWATER TREATMENT PLANT ¹												
	CM	MILCON	CWA									
				\$0	\$0	\$0	\$0	\$22,759	\$22,759	\$0	\$0	\$0
Subtotal FY 2003				\$0	\$0	\$0						
Subtotal FY 2004							\$0	\$22,759	\$22,759			
Subtotal FY 2005										\$0	\$0	\$0
¹ Project awarded in FY04 -estimated completion March 2005.												
Total FORT RILEY				\$0	\$0	\$0	\$0	\$22,759	\$22,759	\$0	\$0	\$0

Army Total				\$0	\$0	\$0	\$0	\$22,759	\$22,759	\$0	\$0	\$0
-------------------	--	--	--	-----	-----	-----	-----	----------	----------	-----	-----	-----

KANSAS TOTAL				\$0	\$0	\$0	\$0	\$22,759	\$22,759	\$0	\$0	\$0
---------------------	--	--	--	-----	-----	-----	-----	----------	----------	-----	-----	-----

 LOUISIANA	FY 2006 EQ Projects > \$ 1.5 Million				Projects	Request	Current Estimate	FY 2006 Request	
	FY 2006 EQ Project Dollars (\$000)				Army	0	\$0	\$0	\$0
					Navy	0	\$0	\$0	\$0
					Marine Corps	0	\$0	\$0	\$0
					Air Force	0	\$0	\$0	\$0
					DLA	0	\$0	\$0	\$0
					Total	0	\$0	\$0	\$0

PROJECT TITLE				FY 2003			FY 2004			FY 2005		FY 2006 REQUEST
PILLAR	APPROP.	LEGAL REQ.	REQ.	ALLOCATED AS OF SEPT. 30, 2003	OBLIG.	REQ.	ALLOCATED AS OF SEPT. 30, 2004	OBLIG.	REQ.	CWE/ APPROP.		

Navy

NAS New Orleans												
HAZARDOUS MATERIAL STORAGE FACILITY ¹				\$0	\$0	\$0	\$2,690	\$2,640	\$2,534	\$0	\$0	\$0
	CM	MCN	RCRAC									
Subtotal FY 2003				\$0	\$0	\$0						
Subtotal FY 2004							\$2,690	\$2,640	\$2,534			
Subtotal FY 2005										\$0	\$0	\$0
¹ Project completed.												
Total NAS NEW ORLEANS				\$0	\$0	\$0	\$2,690	\$2,640	\$2,534	\$0	\$0	\$0


Navy Total	\$0	\$0	\$0	\$2,690	\$2,640	\$2,534	\$0	\$0	\$0
-------------------	-----	-----	-----	---------	---------	---------	-----	-----	-----

DLA

NASJRB New Orleans												
REPLACE BULK FUEL STORAGE TANKS ²				\$9,500	\$9,500	\$11,049	\$0	\$0	\$0	\$0	\$0	\$0
	CM	MILCON	CWA									
Subtotal FY 2003				\$9,500	\$9,500	\$11,049						
Subtotal FY 2004							\$0	\$0	\$0			
Subtotal FY 2005										\$0	\$0	\$0
² Higher bids than expected. Construction is 89% complete; BOD 05/20/2005.												
Total NASJRB NEW ORLEANS				\$9,500	\$9,500	\$11,049	\$0	\$0	\$0	\$0	\$0	\$0

DLA Total	\$9,500	\$9,500	\$11,049	\$0	\$0	\$0	\$0	\$0	\$0
------------------	---------	---------	----------	-----	-----	-----	-----	-----	-----

LOUISIANA TOTAL	\$9,500	\$9,500	\$11,049	\$2,690	\$2,640	\$2,534	\$0	\$0	\$0
------------------------	----------------	----------------	-----------------	----------------	----------------	----------------	------------	------------	------------

	FY 2006 EQ Projects > \$ 1.5 Million				Projects	Request	Current Estimate	FY 2006 Request	
	FY 2006 EQ Project Dollars (\$000)				Army	0	\$0	\$0	\$0
					Navy	0	\$0	\$0	\$0
					Marine Corps	0	\$0	\$0	\$0
					Air Force	0	\$0	\$0	\$0
					DLA	0	\$0	\$0	\$0
					Total	0	\$0	\$0	\$0

PROJECT TITLE				FY 2003			FY 2004			FY 2005		FY 2006 REQUEST
	PILLAR	APPROP.	LEGAL REQ.	REQ.	ALLOCATED AS OF SEPT. 30, 2003	OBLIG.	REQ.	ALLOCATED AS OF SEPT. 30, 2004	OBLIG.	REQ.	CWE/ APPROP.	

Navy

Portsmouth Naval Shipyard												
SANITARY/CUT FUEL DISPOSAL AREA ¹				\$4,400	\$4,400	\$4,387	\$0	\$0	\$0	\$0	\$0	\$0
	CM	MILCON	CWA									
Subtotal FY 2003				\$4,400	\$4,400	\$4,387						
Subtotal FY 2004							\$0	\$0	\$0			
Subtotal FY 2005										\$0	\$0	\$0
¹ Contract awarded at the amount listed in obligation column. Contract completion date September 30, 2005.												
Total PORTSMOUTH NAVAL SHIPYARD				\$4,400	\$4,400	\$4,387	\$0	\$0	\$0	\$0	\$0	\$0

Navy Total				\$4,400	\$4,400	\$4,387	\$0	\$0	\$0	\$0	\$0	\$0
-------------------	--	--	--	---------	---------	---------	-----	-----	-----	-----	-----	-----

MAINE TOTAL				\$4,400	\$4,400	\$4,387	\$0	\$0	\$0	\$0	\$0	\$0
--------------------	--	--	--	---------	---------	---------	-----	-----	-----	-----	-----	-----

MARYLAND



FY 2006 EQ Projects > \$ 1.5 Million

FY 2006 EQ Project Dollars (\$000)

	Projects	Request	Current Estimate	FY 2006 Request
Army	8	\$22,795	\$16,282	\$22,081
Navy	0	\$0	\$0	\$0
Marine Corps	0	\$0	\$0	\$0
Air Force	2	\$0	\$4,000	\$5,150
DLA	0	\$0	\$0	\$0
Total	10	\$22,795	\$20,282	\$27,231

PROJECT TITLE				FY 2003			FY 2004			FY 2005		FY 2006 REQUEST
PILLAR	APPROP.	LEGAL REQ.	REQ.	ALLOCATED AS OF SEPT. 30, 2003	OBLIG.	REQ.	ALLOCATED AS OF SEPT. 30, 2004	OBLIG.	REQ.	CWE/ APPROP.		

Army

Aberdeen Proving Ground												
INSTALLATION BOUNDARY UXO CLEANUP ¹				\$3,423	\$2,489	\$2,489	\$2,000	\$0	\$0	\$0	\$0	\$0
CM	O & M	RCRAC										
UPGRADE PERMITTED FACILITY ²				\$0	\$0	\$0	\$0	\$0	\$0	\$2,000	\$300	\$2,000
CM	O & M	RCRAC										
Subtotal FY 2003				\$3,423	\$2,489	\$2,489						
Subtotal FY 2004							\$2,000	\$0	\$0			
Subtotal FY 2005										\$2,000	\$300	\$2,000
<i>¹ Project has been determined to be a UXO cleanup, not an environmental project.</i>												
<i>² Project delayed - FY05 dollars to be used for evaluation, design, and selection process. Implementation expected in FY06.</i>												
Total ABERDEEN PROVING GROUND				\$3,423	\$2,489	\$2,489	\$2,000	\$0	\$0	\$2,000	\$300	\$2,000

Army Environmental Center												
EPAS EXTERNAL ASSESSMENTS ³				\$5,979	\$4,351	\$5,336	\$4,503	\$4,503	\$4,682	\$4,683	\$4,580	\$4,870
CM	O & M	MULTI										
ENVIRON SUPPORT ACQUISITION,COST REVIEW ³				\$2,172	\$2,172	\$958	\$2,310	\$2,310	\$1,619	\$2,581	\$2,141	\$1,844
P2	O & M	PRVN										
ACTIVE/INACTIVE RANGE INVENTORY ³				\$1,013	\$1,013	\$1,013	\$1,395	\$1,395	\$1,393	\$1,454	\$1,434	\$1,515
CM	O & M	PRVN										
ESTABLISH EMISSION DATA FOR EXPLOSIVES PHASE I ³				\$0	\$0	\$0	\$1,500	\$1,400	\$1,400	\$3,810	\$0	\$2,103
CM	O & M	MULTI										
ENVIRON SUPPORT ASARC ³				\$1,372	\$1,372	\$1,000	\$1,993	\$1,993	\$2,134	\$2,087	\$1,647	\$2,186
P2	O & M	MULTI										
HSMS TECHNICAL SUSTAINMENT ⁴				\$0	\$2,000	\$2,000	\$0	\$1,600	\$1,600	\$1,660	\$1,660	\$1,723
P2	O & M	RCRAC										

PROJECT TITLE				FY 2003			FY 2004			FY 2005		FY 2006 REQUEST
PILLAR	APPROP.	LEGAL REQ.	REQ.	ALLOCATED AS OF SEPT. 30, 2003	OBLIG.	REQ.	ALLOCATED AS OF SEPT. 30, 2004	OBLIG.	REQ.	CWE/ APPROP.		

INSTALLATION SUSTAINABILITY PROGRAM ⁵				\$0	\$0	\$0	\$0	\$0	\$0	\$4,520	\$4,520	\$5,840
	P2	O & M	MULTI									
REGIONAL RANGE ASSESSMENT ⁶				\$2,200	\$2,560	\$2,560	\$2,006	\$2,006	\$2,630	\$0	\$0	\$0
	CM	O & M	MULTI									
Subtotal FY 2003				\$12,736	\$13,468	\$12,867						
Subtotal FY 2004							\$13,707	\$15,207	\$15,458			
Subtotal FY 2005										\$20,795	\$15,982	\$20,081
³ Project not identified in FY03.												
⁴ Project name changed from HSMS Functional to HSMS Technical - same project.												
⁵ Px												
⁶ FY2004 increased obligation as a result of increased funding per ODEP direction.												
Total ARMY ENVIRONMENTAL CENTER				\$12,736	\$13,468	\$12,867	\$13,707	\$15,207	\$15,458	\$20,795	\$15,982	\$20,081


Army Total	\$16,159	\$15,957	\$15,356	\$15,707	\$15,207	\$15,458	\$22,795	\$16,282	\$22,081
-------------------	----------	----------	----------	----------	----------	----------	----------	----------	----------

Air Force

Air National Guard												
SAFE DRINKING WATER ACT & CLEAN WATER ACT COMPLIANCE EVALUATION				\$0	\$0	\$0	\$0	\$0	\$0	\$0	\$4,000	\$1,150
	CM	O&M	CWA									
SAFE DRINKING WATER ACT & CLEAN WATER ACT COMPLIANCE EVALUATION				\$0	\$0	\$0	\$0	\$0	\$0	\$0	\$0	\$4,000
	CM	O&M	CWA									
Subtotal FY 2003				\$0	\$0	\$0						
Subtotal FY 2004							\$0	\$0	\$0			
Subtotal FY 2005										\$0	\$4,000	\$5,150
Total Air National Gurard				\$0	\$0	\$0	\$0	\$0	\$0	\$0	\$4,000	\$5,150

Air Force Total	\$0	\$0	\$0	\$0	\$0	\$0	\$0	\$0	\$0	\$4,000	\$5,150
------------------------	-----	-----	-----	-----	-----	-----	-----	-----	-----	---------	---------

MARYLAND TOTAL	\$16,159	\$15,957	\$15,356	\$15,707	\$15,207	\$15,458	\$22,795	\$20,282	\$27,231
-----------------------	----------	----------	----------	----------	----------	----------	----------	----------	----------

MASSACHUSETTS 	FY 2006 EQ Projects > \$ 1.5 Million				Projects	Request	Current Estimate	FY 2006 Request	
	FY 2006 EQ Project Dollars (\$000)				Army	1	\$38,722	\$50,153	\$33,698
					Navy	0	\$0	\$0	\$0
					Marine Corps	0	\$0	\$0	\$0
					Air Force	0	\$0	\$0	\$0
					DLA	0	\$0	\$0	\$0
				Total	1	\$38,722	\$50,153	\$33,698	


PROJECT TITLE				FY 2003			FY 2004			FY 2005		FY 2006 REQUEST
PILLAR	APPROP.	LEGAL REQ.	REQ.	ALLOCATED AS OF SEPT. 30, 2003	OBLIG.	REQ.	ALLOCATED AS OF SEPT. 30, 2004	OBLIG.	REQ.	CWE/ APPROP.		

Army

Camp Edwards												
IMPACT AREA GROUNDWATER STUDY AND REMEDIATION ¹				\$52,183	\$52,183	\$52,183	\$62,500	\$51,746	\$51,746	\$38,722	\$50,153	\$33,698
	CM	O & M	SDWA									
Subtotal FY 2003				\$52,183	\$52,183	\$52,183						
Subtotal FY 2004							\$62,500	\$51,746	\$51,746			
Subtotal FY 2005										\$38,722	\$50,153	\$33,698
¹ FY2004 requirements were pushed into FY2005 at the request of DA.												
Total CAMP EDWARDS				\$52,183	\$52,183	\$52,183	\$62,500	\$51,746	\$51,746	\$38,722	\$50,153	\$33,698

Army Total	\$52,183	\$52,183	\$52,183	\$62,500	\$51,746	\$51,746	\$38,722	\$50,153	\$33,698
-------------------	----------	----------	----------	----------	----------	----------	----------	----------	----------

MASSACHUSETTS TOTAL	\$52,183	\$52,183	\$52,183	\$62,500	\$51,746	\$51,746	\$38,722	\$50,153	\$33,698
----------------------------	----------	----------	----------	----------	----------	----------	----------	----------	----------

MISSISSIPPI 	FY 2006 EQ Projects > \$ 1.5 Million				Projects	Request	Current Estimate	FY 2006 Request	
	FY 2006 EQ Project Dollars (\$000)				Army	0	\$0	\$0	\$0
					Navy	0	\$0	\$0	\$0
					Marine Corps	0	\$0	\$0	\$0
					Air Force	0	\$0	\$0	\$0
					DLA	0	\$0	\$0	\$0
					Total	0	\$0	\$0	\$0


PROJECT TITLE				FY 2003			FY 2004			FY 2005		FY 2006 REQUEST
	PILLAR	APPROP.	LEGAL REQ.	REQ.	ALLOCATED AS OF SEPT. 30, 2003	OBLIG.	REQ.	ALLOCATED AS OF SEPT. 30, 2004	OBLIG.	REQ.	CWE/ APPROP.	

Navy

CBC Gulfport												
INSTALL BACKFLOW PREVENTORS TO COMPLY WITH NEW REGULATIONS ¹				\$0	\$0	\$0	\$1,760	\$382	\$382	\$0	\$0	\$0
	CM	O & M	SDWA									
Subtotal FY 2003				\$0	\$0	\$0						
Subtotal FY 2004							\$1,760	\$382	\$382			
Subtotal FY 2005										\$0	\$0	\$0
¹ Project no longer meets dollar threshold. Action complete.												
Total CBC GULFPORT				\$0	\$0	\$0	\$1,760	\$382	\$382	\$0	\$0	\$0

Navy Total				\$0	\$0	\$0	\$1,760	\$382	\$382	\$0	\$0	\$0
-------------------	--	--	--	-----	-----	-----	---------	-------	-------	-----	-----	-----

MISSISSIPPI TOTAL				\$0	\$0	\$0	\$1,760	\$382	\$382	\$0	\$0	\$0
--------------------------	--	--	--	-----	-----	-----	---------	-------	-------	-----	-----	-----

MONTANA 	FY 2006 EQ Projects > \$ 1.5 Million				Projects	Request	Current Estimate	FY 2006 Request	
	FY 2006 EQ Project Dollars (\$000)				Army	0	\$0	\$0	\$0
					Navy	0	\$0	\$0	\$0
					Marine Corps	0	\$0	\$0	\$0
					Air Force	1	\$0	\$676	\$0
					DLA	0	\$0	\$0	\$0
					Total	1	\$0	\$676	\$0


PROJECT TITLE				FY 2003			FY 2004			FY 2005		FY 2006 REQUEST
PILLAR	APPROP.	LEGAL REQ.	REQ.	ALLOCATED AS OF SEPT. 30, 2003	OBLIG.	REQ.	ALLOCATED AS OF SEPT. 30, 2004	OBLIG.	REQ.	CWE/ APPROP.		

Air Force

Malmstrom AFB												
P2-SECONDARY CONTAINMENT CONSTRUCTION, MAF AND LF ¹				\$1,600	\$0	\$0	\$0	\$0	\$0	\$0	\$676	\$0
	P2	O & M	RCRAC									
P2-CONS COAL FIRED HEAT PLANT OPACITY+NOx and SO2 UPGRADE ²				\$0	\$0	\$0	\$1,850	\$3,230	\$3,175	\$0	\$0	\$0
	P2	O & M	CAA									
Subtotal FY 2003				\$1,600	\$0	\$0						
Subtotal FY 2004							\$1,850	\$3,230	\$3,175			
Subtotal FY 2005										\$0	\$676	\$0
¹ Existing secondary containment (oil/water discriminating valves in the cell) were reevaluated and found to be sufficient, requirement deleted. Project will be removed in FY2005 report.												
² Original project combined with 2004 project NZAS200008C (\$1.45M) resulting in additional scope and cost increases. Additions include induction fans and variable drives, ash unloader system, and load simulator.												
Total MALMSTROM AFB				\$1,600	\$0	\$0	\$1,850	\$3,230	\$3,175	\$0	\$676	\$0

Air Force Total	\$1,600	\$0	\$0	\$1,850	\$3,230	\$3,175	\$0	\$676	\$0
------------------------	---------	-----	-----	---------	---------	---------	-----	-------	-----

MONTANA TOTAL	\$1,600	\$0	\$0	\$1,850	\$3,230	\$3,175	\$0	\$676	\$0
----------------------	---------	-----	-----	---------	---------	---------	-----	-------	-----

NEBRASKA 	FY 2006 EQ Projects > \$ 1.5 Million				Projects	Request	Current Estimate	FY 2006 Request	
	FY 2006 EQ Project Dollars (\$000)				Army	0	\$0	\$0	\$0
					Navy	0	\$0	\$0	\$0
					Marine Corps	0	\$0	\$0	\$0
					Air Force	1	\$1,500	\$1,500	\$0
					DLA	0	\$0	\$0	\$0
					Total	1	\$1,500	\$1,500	\$0


PROJECT TITLE				FY 2003			FY 2004			FY 2005		FY 2006 REQUEST
	PILLAR	APPROP.	LEGAL REQ.	REQ.	ALLOCATED AS OF SEPT. 30, 2003	OBLIG.	REQ.	ALLOCATED AS OF SEPT. 30, 2004	OBLIG.	REQ.	CWE/ APPROP.	

Air Force

Offutt AFB												
REPAIR SANITARY SEWER SERVICE, BASEWIDE				\$0	\$1,775	\$1,790	\$0	\$0	\$0	\$0	\$0	\$0
	P2	O & M	CWA									
REPAIR SANITARY SEWER SERVICE, AREA 3				\$0	\$0	\$0	\$0	\$0	\$0	\$1,500	\$1,500	\$0
	P2	O & M	CWA									
Subtotal FY 2003				\$0	\$1,775	\$1,790						
Subtotal FY 2004							\$0	\$0	\$0			
Subtotal FY 2005										\$1,500	\$1,500	\$0
Total OFFUTT AFB				\$0	\$1,775	\$1,790	\$0	\$0	\$0	\$1,500	\$1,500	\$0

Air Force Total	\$0	\$1,775	\$1,790	\$0	\$0	\$0	\$1,500	\$1,500	\$0
------------------------	-----	---------	---------	-----	-----	-----	---------	---------	-----

NEBRASKA TOTAL	\$0	\$1,775	\$1,790	\$0	\$0	\$0	\$1,500	\$1,500	\$0
-----------------------	-----	---------	---------	-----	-----	-----	---------	---------	-----

NEVADA 	FY 2006 EQ Projects > \$ 1.5 Million				Projects	Request	Current Estimate	FY 2006 Request	
	FY 2006 EQ Project Dollars (\$000)				Army	0	\$0	\$0	\$0
					Navy	0	\$0	\$0	\$0
					Marine Corps	0	\$0	\$0	\$0
					Air Force	1	\$1,950	\$1,950	\$0
					DLA	0	\$0	\$0	\$0
				Total	1	\$1,950	\$1,950	\$0	

PROJECT TITLE				FY 2003			FY 2004			FY 2005		FY 2006 REQUEST
	PILLAR	APPROP.	LEGAL REQ.	REQ.	ALLOCATED AS OF SEPT. 30, 2003	OBLIG.	REQ.	ALLOCATED AS OF SEPT. 30, 2004	OBLIG.	REQ.	CWE/ APPROP.	

Navy

NAS Fallon												
WATER TREATMENT CAPITAL IMPROVEMENTS ¹				\$6,084	\$6,150	\$6,150	\$0	\$0	\$0	\$0	\$0	\$0
	CM	MILCON	CWA									
Subtotal FY 2003				\$6,084	\$6,150	\$6,150						
Subtotal FY 2004							\$0	\$0	\$0			
Subtotal FY 2005										\$0	\$0	\$0
¹ Project completed.												
Total NAS FALLON				\$6,084	\$6,150	\$6,150	\$0	\$0	\$0	\$0	\$0	\$0

Navy Total				\$6,084	\$6,150	\$6,150	\$0	\$0	\$0	\$0	\$0	\$0
-------------------	--	--	--	---------	---------	---------	-----	-----	-----	-----	-----	-----

PROJECT TITLE				FY 2003			FY 2004			FY 2005		FY 2006 REQUEST
	PILLAR	APPROP.	LEGAL REQ.	REQ.	ALLOCATED AS OF SEPT. 30, 2003	OBLIG.	REQ.	ALLOCATED AS OF SEPT. 30, 2004	OBLIG.	REQ.	CWE/ APPROP.	


Air Force

Tonopah TR												
ARSENIC REMOVAL, INSTALL ²				\$0	\$0	\$0	\$0	\$0	\$0	\$1,950	\$1,950	\$0
	P2	O&M	SDWA									
Subtotal FY 2003				\$0	\$0	\$0						
Subtotal FY 2004							\$0	\$0	\$0			
Subtotal FY 2005										\$1,950	\$1,950	\$0
² Programmed in FY04 at less than \$1.5M, so not reported. FY04/05 AFFAR low bid came in above \$1.5M and will be funded in FY05.												
Total TONOPAH TR				\$0	\$0	\$0	\$0	\$0	\$0	\$1,950	\$1,950	\$0

Nellis AFB												
DESERT RANGE PHASE I ARCH SURVEY				\$0	\$0	\$0	\$0	\$3,090	\$0	\$0	\$0	\$0
	CO	O&M	NHPA									
Subtotal FY 2003				\$0	\$0	\$0						
Subtotal FY 2004							\$0	\$3,090	\$0			
Subtotal FY 2005										\$0	\$0	\$0
Total NELLIS AFB				\$0	\$0	\$0	\$0	\$3,090	\$0	\$0	\$0	\$0

Air Force Total				\$0	\$0	\$0	\$0	\$3,090	\$0	\$1,950	\$1,950	\$0
------------------------	--	--	--	-----	-----	-----	-----	---------	-----	---------	---------	-----

NEVADA TOTAL				\$6,084	\$6,150	\$6,150	\$0	\$3,090	\$0	\$1,950	\$1,950	\$0
---------------------	--	--	--	---------	---------	---------	-----	---------	-----	---------	---------	-----

NEW MEXICO 	FY 2006 EQ Projects > \$ 1.5 Million				Projects	Request	Current Estimate	FY 2006 Request	
	FY 2006 EQ Project Dollars (\$000)				Army	0	\$0	\$0	\$0
					Navy	0	\$0	\$0	\$0
					Marine Corps	0	\$0	\$0	\$0
					Air Force	3	\$4,705	\$1,525	\$3,200
					DLA	0	\$0	\$0	\$0
				Total	3	\$4,705	\$1,525	\$3,200	

PROJECT TITLE				FY 2003			FY 2004			FY 2005		FY 2006 REQUEST
PILLAR	APPROP.	LEGAL REQ.	REQ.	ALLOCATED AS OF SEPT. 30, 2003	OBLIG.	REQ.	ALLOCATED AS OF SEPT. 30, 2004	OBLIG.	REQ.	CWE/ APPROP.		

Air Force

Holloman AFB												
INFLOW/INFILTRATION REPAIRS ¹				\$0	\$0	\$0	\$0	\$0	\$2,093	\$0	\$0	\$0
	P2	O & M	CWA									
GERMAN AIR FORCE THREATENED/ENDANGERED SPECIES STUDIES: NEW MEXICO ²				\$3,200	\$3,200	\$3,200	\$3,200	\$1,774	\$1,774	\$0	\$0	\$0
	CO	O & M	ESA									
MONITOR SPECIES, GAF II				\$0	\$0	\$0	\$0	\$0	\$0	\$3,200	\$0	\$3,200
	CO	O & M	ESA									
Subtotal FY 2003				\$3,200	\$3,200	\$3,200						
Subtotal FY 2004							\$3,200	\$1,774	\$3,867			
Subtotal FY 2005										\$3,200	\$0	\$3,200
¹ Inadvertently omitted from FY 2003 report.												
² Due to funding constraints, only partially funded study in order to fund higher priority requirements. Remainder of study funded in FY05 under project titled "Monitor, Species, GAF II"												
Total HOLLOMAN AFB				\$3,200	\$3,200	\$3,200	\$3,200	\$1,774	\$3,867	\$3,200	\$0	\$3,200


PROJECT TITLE				FY 2003			FY 2004			FY 2005		FY 2006 REQUEST
	PILLAR	APPROP.	LEGAL REQ.	REQ.	ALLOCATED AS OF SEPT. 30, 2003	OBLIG.	REQ.	ALLOCATED AS OF SEPT. 30, 2004	OBLIG.	REQ.	CWE/ APPROP.	

Kirtland AFB												
CMI ACTION SS-78, DP-88, & ST-105 ³				\$1,500	\$1,500	\$990	\$0	\$0	\$0	\$0	\$0	\$0
	CM	O & M	RCRAC									
Kirtland AFB				\$0	\$0	\$0	\$0	\$0	\$0	\$1,505	\$0	\$0
CMI ACTION SS-78, DP-88, & ST-105 ⁴												
	CM	O & M	RCRAC	\$0	\$0	\$0	\$1,505	\$469	\$469	\$0	\$0	\$0
	CM	MILCON	SDWA									
CMI ACTION, SWMU ST-109 ⁵				\$0	\$0	\$0	\$0	\$0	\$0	\$0	\$1,525	\$0
	CM	O & M	RCRAC									
Subtotal FY 2003				\$1,500	\$1,500	\$990						
Subtotal FY 2004							\$1,505	\$469	\$469			
Subtotal FY 2005										\$1,505	\$1,525	\$0
³ Reduced cost as result of low bid.												
⁴ Scope reduced for this phase of corrective action.												
⁵ Moved to FY07.												
Total KIRTLAND AFB				\$1,500	\$1,500	\$990	\$1,505	\$469	\$469	\$1,505	\$1,525	\$0

Melrose AFR												
EIAP MELROSE RANGE SUPERSONIC (ACC486318) ⁶				\$0	\$1,500	\$1,500	\$0	\$0	\$0	\$0	\$0	\$0
	CO	O & M	NEPA									
Subtotal FY 2003				\$0	\$1,500	\$1,500						
Subtotal FY 2004							\$0	\$0	\$0	\$0	\$0	\$0
Subtotal FY 2005												
⁶ Emergent requirement in FY 2003.												
Total MELROSE AFR				\$0	\$1,500	\$1,500	\$0	\$0	\$0	\$0	\$0	\$0

Air Force Total				\$4,700	\$6,200	\$5,690	\$4,705	\$2,243	\$4,336	\$4,705	\$1,525	\$3,200
------------------------	--	--	--	---------	---------	---------	---------	---------	---------	---------	---------	---------

NEW MEXICO TOTAL				\$4,700	\$6,200	\$5,690	\$4,705	\$2,243	\$4,336	\$4,705	\$1,525	\$3,200
-------------------------	--	--	--	---------	---------	---------	---------	---------	---------	---------	---------	---------

NEW YORK 	FY 2006 EQ Projects > \$ 1.5 Million				Projects	Request	Current Estimate	FY 2006 Request	
	FY 2006 EQ Project Dollars (\$000)				Army	2	\$4,525	\$4,525	\$0
					Navy	0	\$0	\$0	\$0
					Marine Corps	0	\$0	\$0	\$0
					Air Force	0	\$0	\$0	\$0
					DLA	0	\$0	\$0	\$0
					Total	2	\$4,525	\$4,525	\$0

PROJECT TITLE				FY 2003			FY 2004			FY 2005		FY 2006 REQUEST
PILLAR	APPROP.	LEGAL REQ.	REQ.	ALLOCATED AS OF SEPT. 30, 2003	OBLIG.	REQ.	ALLOCATED AS OF SEPT. 30, 2004	OBLIG.	REQ.	CWE/ APPROP.		

Army

West Point												
SW LANDFILL CLOSURE (CRAGSTON) ¹				\$0	\$0	\$0	\$3,025	\$17	\$17	\$3,025	\$3,025	
	CM	O & M	RCRAD									
NPDES INFLOW/INFILTRATION - SYSTEM EVALUATION AND REHABILITATION ²				\$0	\$0	\$0	\$1,500	\$1,284	\$1,284	\$1,500	\$1,500	
	CM	O & M	RCRAD									
Subtotal FY 2003				\$0	\$0	\$0						
Subtotal FY 2004							\$4,525	\$1,301	\$1,301			
Subtotal FY 2005										\$4,525	\$4,525	\$0
¹ Project not caught in last year's datacall; funds final closure. Funding only required in FY 2004 or 2005 and becomes a longterm monitoring project in FY 2007.												
² Project not caught in last year's datacall; funds study and repair of infiltration and inflow problems that led to WWTP bypasses and NOVs.												
Total WEST POINT												

Army Total				\$0	\$0	\$0	\$4,525	\$1,301	\$1,301	\$4,525	\$4,525	\$0
-------------------	--	--	--	-----	-----	-----	---------	---------	---------	---------	---------	-----

NEW YORK TOTAL				\$0	\$0	\$0	\$4,525	\$1,301	\$1,301	\$4,525	\$4,525	\$0
-----------------------	--	--	--	-----	-----	-----	---------	---------	---------	---------	---------	-----

**NORTH
CAROLINA**



FY 2006 EQ Projects > \$ 1.5 Million		Projects	Request	Current Estimate	FY 2006 Request	
FY 2006 EQ Project Dollars (\$000)		Army	0	\$0	\$0	\$0
		Navy	0	\$0	\$0	\$0
		Marine Corps	5	\$0	\$10,985	\$8,967
		Air Force	1	\$3,000	\$3,780	\$0
		DLA	1	\$22,700	\$21,506	\$0
		Total	7	\$25,700	\$36,271	\$8,967

PROJECT TITLE				FY 2003			FY 2004			FY 2005		FY 2006 REQUEST
PILLAR	APPROP.	LEGAL REQ.	REQ.	ALLOCATED AS OF SEPT. 30, 2003	OBLIG.	REQ.	ALLOCATED AS OF SEPT. 30, 2004	OBLIG.	REQ.	CWE/ APPROP.		

Marine Corps

MCAS New River				REQ.	ALLOCATED AS OF SEPT. 30, 2003	OBLIG.	REQ.	ALLOCATED AS OF SEPT. 30, 2004	OBLIG.	REQ.	CWE/ APPROP.	FY 2006 REQUEST
REPLACE WATER TREATMENT PLANT ¹				\$0	\$0	\$0	\$6,721	\$0	\$0	\$0	\$0	\$0
	CM	MILCON	SDWA									
SPCC/AST UPGRADES ²				\$0	\$0	\$0	\$0	\$0	\$0	\$0	\$1,710	\$0
	CM	O&M	CWA									
Subtotal FY 2003				\$0	\$0	\$0						
Subtotal FY 2004							\$6,721	\$0	\$0			
Subtotal FY 2005										\$0	\$1,710	\$0
<i>¹ Determined to be non-environmental. Action complete.</i>												
<i>² Emergent project. Installation of secondary containment devices; demolition and replacement of storage tank systems and associated systems.</i>												
Total MCAS NEW RIVER				\$0	\$0	\$0	\$6,721	\$0	\$0	\$0	\$1,710	\$0

MCAS Cherry Point				REQ.	ALLOCATED AS OF SEPT. 30, 2003	OBLIG.	REQ.	ALLOCATED AS OF SEPT. 30, 2004	OBLIG.	REQ.	CWE/ APPROP.	FY 2006 REQUEST
CONSTRUCT BIOLOGICAL NUTRIENT REMOVAL SYSTEM, PHASE 2 ³				\$1,812	\$0	\$0	\$0	\$0	\$0	\$0	\$2,008	\$6,167
	CM	O & M	CWA									
Subtotal FY 2003				\$1,812	\$0	\$0						
Subtotal FY 2004							\$0	\$0	\$0			
Subtotal FY 2005										\$0	\$2,008	\$6,167
<i>³ Project rescoping performed and approved. Significant study/design planned for FY2005. Repairs planned for FY2006.</i>												
Total MCAS CHERRY POINT				\$1,812	\$0	\$0	\$0	\$0	\$0	\$0	\$2,008	\$6,167

PROJECT TITLE				FY 2003			FY 2004			FY 2005		FY 2006 REQUEST
PILLAR	APPROP.	LEGAL REQ.	REQ.	ALLOCATED AS OF SEPT. 30, 2003	OBLIG.	REQ.	ALLOCATED AS OF SEPT. 30, 2004	OBLIG.	REQ.	CWE/ APPROP.		

PROJECT TITLE				FY 2003			FY 2004			FY 2005		FY 2006 REQUEST
PILLAR	APPROP.	LEGAL REQ.	REQ.	ALLOCATED AS OF SEPT. 30, 2003	OBLIG.	REQ.	ALLOCATED AS OF SEPT. 30, 2004	OBLIG.	REQ.	CWE/ APPROP.		
MCB Camp Lejeune												
ABOVEGROUND STORAGE TANK UPDATES ⁴				\$0	\$0	\$0	\$0	\$0	\$0	\$4,544	\$0	
	CM	O&M	CWA									
BULLET TRAP CONSTRUCTION AT BZO AND PISTOL SMALL ARMS ⁵				\$0	\$0	\$0	\$0	\$0	\$0	\$0	\$2,800	
	PP	O&M	CWA									
LANDFILL CLOSURE PHASE I ⁶				\$0	\$0	\$0	\$0	\$1,850	\$1,850	\$0	\$0	
	CM	O&M	RCRAD									
BULLET TRAPS AT SMALL ARMS RANGE ⁷				\$1,800	\$822	\$822	\$0	\$1,054	\$1,054	\$0	\$0	
	PP	O & M	RCRAC									
MODIFY CAMP LEJUNE WWTP SCADA SYSTEM ⁸				\$0	\$0	\$0	\$0	\$0	\$0	\$2,723	\$0	
	CM	O & M	CWA									
Subtotal FY 2003				\$1,800	\$822	\$822						
Subtotal FY 2004							\$0	\$2,904	\$2,904			
Subtotal FY 2005									\$0	\$7,267	\$2,800	
⁴ Replaces inadequate tanks with double-walled storage systems, which are better designed for pumping and the minimization of spills. New Integrated Contingency Plan (ICP) identified deficiencies requiring increased scope.												
⁵ To prevent contamination, install bullet trap, wooden retaining structures, concrete drainage ditches, and concrete walkways.												
⁶ Due to end of year funding constraints, project split into two phases. Phase I executed in FY2003 and phase II funded in FY2004. Action Complete.												
⁷ Closure of Phase One (cells One and Two) of the existing, lined subtitle D landfill. Action complete.												
⁸ Project necessary to adequately monitor the lift stations or be out of compliance with the CWA requirement. Project deferred to FY2005 due to execution issues.												
Total MCB CAMP LEJEUNE				\$1,800	\$822	\$822	\$0	\$2,904	\$2,904	\$0	\$7,267	\$2,800

Marine Corps Total				\$3,612	\$822	\$822	\$6,721	\$2,904	\$2,904	\$0	\$10,985	\$8,967
---------------------------	--	--	--	---------	-------	-------	---------	---------	---------	-----	----------	---------

PROJECT TITLE				FY 2003			FY 2004			FY 2005		FY 2006 REQUEST
	PILLAR	APPROP.	LEGAL REQ.	REQ.	ALLOCATED AS OF SEPT. 30, 2003	OBLIG.	REQ.	ALLOCATED AS OF SEPT. 30, 2004	OBLIG.	REQ.	CWE/ APPROP.	

Air Force

Pope AFB												
TEST AND DISPOSE OF CONTAMINATED SOIL IN OUTLOAD ENHANCEMENT AREA ⁹				\$1,500	\$300	\$30	\$0	\$0	\$0	\$0	\$0	\$0
	CM	O & M	RCRAC									
Subtotal FY 2003				\$1,500	\$300	\$30						
Subtotal FY 2004							\$0	\$0	\$0			
Subtotal FY 2005										\$0	\$0	
⁹ Project awarded for less than \$1.5M. Original estimate based on worst case scenario prior to soil testing.												
Total POPE AFB				\$1,500	\$300	\$30	\$0	\$0	\$0	\$0	\$0	\$0

Seymour Johnson AFB												
REPAIR NONCOMPLIANT WATER MAIN P3 ¹⁰				\$0	\$0	\$0	\$0	\$0	\$0	\$3,000	\$3,780	\$0
	CM	O & M	SDWA									
Subtotal FY 2003				\$0	\$0	\$0						
Subtotal FY 2004							\$0	\$0	\$0			
Subtotal FY 2005										\$3,000	\$3,780	\$0
¹⁰ Project changed from VKAG017002P3 to VKAG047002												
Total SEYMOUR JOHNSON AFB				\$0	\$0	\$0	\$0	\$0	\$0	\$3,000	\$3,780	\$0


Air Force Total				\$1,500	\$300	\$30	\$0	\$0	\$0	\$3,000	\$3,780	\$0
------------------------	--	--	--	---------	-------	------	-----	-----	-----	---------	---------	-----

DLA

Cherry Point												
REPLACE HYDRANT FUEL SYSTEM ¹¹				\$0	\$0	\$0	\$0	\$0	\$0	\$22,700	\$21,506	\$0
	CM	MILCON	CWA									
Subtotal FY 2003				\$0	\$0	\$0						
Subtotal FY 2004							\$0	\$0	\$0			
Subtotal FY 2005										\$22,700	\$21,506	\$0
¹¹ Planned award date 05/12/2005.												
Total CHERRY POINT				\$0	\$0	\$0	\$0	\$0	\$0	\$22,700	\$21,506	\$0

DLA Total				\$0	\$0	\$0	\$0	\$0	\$0	\$22,700	\$21,506	\$0
------------------	--	--	--	-----	-----	-----	-----	-----	-----	----------	----------	-----

NORTH CAROLINA TOTAL				\$5,112	\$1,122	\$852	\$6,721	\$2,904	\$2,904	\$25,700	\$36,271	\$8,967
-----------------------------	--	--	--	---------	---------	-------	---------	---------	---------	----------	----------	---------

NORTH DAKOTA 	FY 2006 EQ Projects > \$ 1.5 Million				Projects	Request	Current Estimate	FY 2006 Request	
	FY 2006 EQ Project Dollars (\$000)				Army	0	\$0	\$0	\$0
					Navy	0	\$0	\$0	\$0
					Marine Corps	0	\$0	\$0	\$0
					Air Force	0	\$0	\$0	\$0
					DLA	0	\$0	\$0	\$0
					Total	0	\$0	\$0	\$0


PROJECT TITLE				FY 2003			FY 2004			FY 2005		FY 2006 REQUEST
PILLAR	APPROP.	LEGAL REQ.	REQ.	ALLOCATED AS OF SEPT. 30, 2003	OBLIG.	REQ.	ALLOCATED AS OF SEPT. 30, 2004	OBLIG.	REQ.	CWE/ APPROP.		

Air Force

Minot AFB												
REPAIR NONCOMPLIANT STORAGE TANK ¹				\$0	\$0	\$0	\$1,800	\$0	\$0	\$0	\$0	\$0
	CM	O & M	SDWA									
Subtotal FY 2003				\$0	\$0	\$0						
Subtotal FY 2004							\$1,800	\$0	\$0			
Subtotal FY 2005									\$0	\$0	\$0	
¹ PA reduced to \$1M and programmed for FY 2005 (not reportable).												
Total MINOT AFB				\$0	\$0	\$0	\$1,800	\$0	\$0	\$0	\$0	\$0

Air Force Total	\$0	\$0	\$0	\$1,800	\$0	\$0	\$0	\$0	\$0	\$0
------------------------	-----	-----	-----	---------	-----	-----	-----	-----	-----	-----

NORTH DAKOTA TOTAL	\$0	\$0	\$0	\$1,800	\$0	\$0	\$0	\$0	\$0	\$0
---------------------------	-----	-----	-----	---------	-----	-----	-----	-----	-----	-----

	FY 2006 EQ Projects > \$ 1.5 Million			Projects	Request	Current Estimate	FY 2006 Request	
	FY 2006 EQ Project Dollars (\$000)			Army	0	\$0	\$0	\$0
				Navy	0	\$0	\$0	\$0
				Marine Corps	0	\$0	\$0	\$0
				Air Force	0	\$0	\$0	\$0
				DLA	0	\$0	\$0	\$0
				Total	0	\$0	\$0	\$0

PROJECT TITLE				FY 2003			FY 2004			FY 2005		FY 2006 REQUEST
	PILLAR	APPROP.	LEGAL REQ.	REQ.	ALLOCATED AS OF SEPT. 30, 2003	OBLIG.	REQ.	ALLOCATED AS OF SEPT. 30, 2004	OBLIG.	REQ.	CWE/ APPROP.	

Air Force

Wright-Patterson AFB												
O ₂ DIESEL AIR QUALITY IMPROVEMENT PROJECT ¹				\$0	\$0	\$0	\$0	\$1,500	\$1,500	\$0	\$0	\$0
	P2	RDT&E	PPA									
Subtotal FY 2003				\$0	\$0	\$0						
Subtotal FY 2004							\$0	\$1,500	\$1,500			
Subtotal FY 2005										\$0	\$0	\$0
¹ Congressional insert.												
Total WRIGHT-PATTERSON AFB				\$0	\$0	\$0	\$0	\$1,500	\$1,500	\$0	\$0	\$0

Air Force Total				\$0	\$0	\$0	\$0	\$1,500	\$1,500	\$0	\$0	\$0
------------------------	--	--	--	-----	-----	-----	-----	---------	---------	-----	-----	-----

OHIO TOTAL				\$0	\$0	\$0	\$0	\$1,500	\$1,500	\$0	\$0	\$0
-------------------	--	--	--	-----	-----	-----	-----	---------	---------	-----	-----	-----

OKLAHOMA



FY 2006 EQ Projects > \$ 1.5 Million

		Projects	Request	Current Estimate	FY 2006 Request
FY 2006 EQ Project Dollars (\$000)		Army	0	\$0	\$0
		Navy	0	\$0	\$0
		Marine Corps	0	\$0	\$0
		Air Force	0	\$0	\$0
		DLA	0	\$0	\$0
		Total	0	\$0	\$0


PROJECT TITLE				FY 2003			FY 2004			FY 2005		FY 2006 REQUEST
	PILLAR	APPROP.	LEGAL REQ.	REQ.	ALLOCATED AS OF SEPT. 30, 2003	OBLIG.	REQ.	ALLOCATED AS OF SEPT. 30, 2004	OBLIG.	REQ.	CWE/ APPROP.	

Air Force

Tinker AFB												
INSTALL BACKFLOW DEVICES ¹				\$2,897	\$2,897	\$2,597	\$0	\$0	\$0	\$0	\$0	\$0
	CM	O & M	SDWA									
INSTALL BACKFLOW DEVICES II ²				\$0	\$0	\$0	\$4,600	\$718	\$718	\$0	\$0	\$0
	CM	O & M	SDWA									
Subtotal FY 2003				\$2,897	\$2,897	\$2,597						
Subtotal FY 2004							\$4,600	\$718	\$718			
Subtotal FY 2005										\$0	\$0	\$0
¹ Project delayed to FY 2003 due to complexity of design associated with fire suppression systems in facilities. FY 2002 funds used to support emerging requirements.												
² Cost reduced due to low bid and some work being done under separate building re-vitalization effort.												
Total TINKER AFB				\$2,897	\$2,897	\$2,597	\$4,600	\$718	\$718	\$0	\$0	\$0

Air Force Total				\$2,897	\$2,897	\$2,597	\$4,600	\$718	\$718	\$0	\$0	\$0
------------------------	--	--	--	---------	---------	---------	---------	-------	-------	-----	-----	-----

OKLAHOMA TOTAL				\$2,897	\$2,897	\$2,597	\$4,600	\$718	\$718	\$0	\$0	\$0
-----------------------	--	--	--	---------	---------	---------	---------	-------	-------	-----	-----	-----

 TEXAS	FY 2006 EQ Projects > \$ 1.5 Million				Projects	Request	Current Estimate	FY 2006 Request	
	FY 2006 EQ Project Dollars (\$000)				Army	0	\$0	\$0	\$0
					Navy	0	\$0	\$0	\$0
					Marine Corps	0	\$0	\$0	\$0
					Air Force	1	\$2,378	\$0	\$0
					DLA	1	\$3,900	\$3,743	\$0
					Total	2	\$6,278	\$3,743	\$0

PROJECT TITLE				FY 2003			FY 2004			FY 2005		FY 2006 REQUEST
PILLAR	APPROP.	LEGAL REQ.	REQ.	ALLOCATED AS OF SEPT. 30, 2003	OBLIG.	REQ.	ALLOCATED AS OF SEPT. 30, 2004	OBLIG.	REQ.	CWE/ APPROP.		

Army

Fort Bliss												
INSTALL, REPAIR, AND REPLACE CROSS-CONNECT BACKFLOW PREVENTION EQUIPMENT ¹				\$1,800	\$1,800	\$1,800	\$1,400	\$1,400	\$1,400			
	CM	O & M	SDWA									
Subtotal FY 2003				\$1,800	\$1,800	\$1,800						
Subtotal FY 2004							\$1,400	\$1,400	\$1,400			
Subtotal FY 2005										\$0	\$0	\$0
¹ Funds installation of cross-connection control equipment to resolve a state NOV.												
Total FORT BLISS				\$1,800	\$1,800	\$1,800	\$1,400	\$1,400	\$1,400	\$0	\$0	\$0

Army Total	\$1,800	\$1,800	\$1,800	\$1,400	\$1,400	\$1,400	\$0	\$0	\$0
-------------------	---------	---------	---------	---------	---------	---------	-----	-----	-----

Air Force

Dyess AFB												
REPAIR DRINKING WATER MAIN				\$0	\$0	\$2,212	\$1,400	\$0	\$0	\$0	\$0	\$0
	CM	O & M	SDWA									
REPAIR NON-COMPLIANT INFLOW AND INFILTRATION				\$3,000	\$0	\$0	\$0	\$0	\$0	\$0	\$0	\$0
	P2	O & M	CWA									
CORRECT NONCOMPLIANT INFILTRATION AND INFLOW PHASE II				\$3,830	\$0	\$2,400	\$2,378	\$0	\$2,400	\$2,378	\$0	\$0
	CM	O & M	CWA									
Subtotal FY 2003				\$6,830	\$0	\$4,612						
Subtotal FY 2004							\$3,778	\$0	\$2,400			
Subtotal FY 2005										\$2,378	\$0	\$0
Total DYESS AFB				\$6,830	\$0	\$4,612	\$3,778	\$0	\$2,400	\$2,378	\$0	\$0

Air Force Total	\$6,830	\$0	\$4,612	\$3,778	\$0	\$2,400	\$2,378	\$0	\$0
------------------------	---------	-----	---------	---------	-----	---------	---------	-----	-----

PROJECT TITLE				FY 2003			FY 2004			FY 2005		FY 2006 REQUEST
	PILLAR	APPROP.	LEGAL REQ.	REQ.	ALLOCATED AS OF SEPT. 30, 2003	OBLIG.	REQ.	ALLOCATED AS OF SEPT. 30, 2004	OBLIG.	REQ.	CWE/ APPROP.	

DLA

Kingsville											
ABOVE GROUND STORAGE TANK FUEL FARM ²				\$0	\$0	\$0	\$0	\$9,200	\$0	\$0	\$0
	CM	MILCON	CWA								
REPLACE JET FUEL STORAGE TANK ³											
	CM	MILCON	CWA	\$0	\$0	\$0	\$0	\$0	\$0	\$3,900	\$3,743
Subtotal FY 2003				\$0	\$0	\$0					
Subtotal FY 2004							\$0	\$9,200	\$0		
Subtotal FY 2005										\$3,900	\$3,743
² Project Inserted by Congress. Combining construction award with FY 2005 "Replace Jet Fuel Storage Tank," Kingsville.											
³ Planned award date 02/01/2005.											
Total KINGSVILLE				\$0	\$0	\$0	\$0	\$9,200	\$0	\$3,900	\$3,743

DLA Total	\$0	\$0	\$0	\$0	\$9,200	\$0	\$3,900	\$3,743	\$0
------------------	-----	-----	-----	-----	---------	-----	---------	---------	-----

TEXAS TOTAL	\$8,630	\$1,800	\$6,412	\$5,178	\$10,600	\$3,800	\$6,278	\$3,743	\$0
--------------------	----------------	----------------	----------------	----------------	-----------------	----------------	----------------	----------------	------------



FY 2006 EQ Projects > \$ 1.5 Million		Projects	Request	Current Estimate	FY 2006 Request	
FY 2006 EQ Project Dollars (\$000)		Army	2	\$3,967	\$4,047	\$4,240
		Navy	1	\$0	\$927	\$0
		Marine Corps	1	\$2,037	\$0	\$0
		Air Force	11	\$9,769	\$5,700	\$16,500
		DLA	0	\$0	\$0	\$0
		Total	15	\$15,773	\$10,674	\$20,740

PROJECT TITLE				FY 2003			FY 2004			FY 2005		FY 2006 REQUEST
PILLAR	APPROP.	LEGAL REQ.	REQ.	ALLOCATED AS OF SEPT. 30, 2003	OBLIG.	REQ.	ALLOCATED AS OF SEPT. 30, 2004	OBLIG.	REQ.	CWE/ APPROP.		

Army

Radford Army Ammunition Plant				NEW HAZARDOUS WASTE TANKS FOR A, B, AND C LINES ¹			REQ.	ALLOCATED AS OF SEPT. 30, 2003	OBLIG.	REQ.	ALLOCATED AS OF SEPT. 30, 2004	OBLIG.	REQ.	CWE/ APPROP.	FY 2006 REQUEST
	CM	PAA-PBS	RCRAC	\$0	\$3,813	\$3,813	\$0	\$0	\$0	\$0	\$0	\$0	\$0	\$0	\$0
Subtotal FY 2003				\$0	\$3,813	\$3,813									
Subtotal FY 2004							\$0	\$0	\$0						
Subtotal FY 2005										\$0	\$0	\$0			
¹ Contract awarded Aug 2003, completion anticipated Aug 2004.															
Total RADFORD ARMY AMMUNITION PLANT				\$0	\$3,813	\$3,813	\$0	\$0	\$0	\$0	\$0	\$0	\$0	\$0	\$0

NGB HQ, NGB ARE				IMPLEMENT AN ENVIRONMENTAL MANAGEMENT SYSTEM ²			REQ.	ALLOCATED AS OF SEPT. 30, 2003	OBLIG.	REQ.	ALLOCATED AS OF SEPT. 30, 2004	OBLIG.	REQ.	CWE/ APPROP.	FY 2006 REQUEST
	CM	O&M	MULTI	\$0	\$0	\$0	\$2,160	\$2,160	\$2,160	\$2,160	\$2,160	\$2,160	\$2,240	\$2,240	
Subtotal FY 2003				\$0	\$0	\$0									
Subtotal FY 2004							\$0	\$0	\$0						
Subtotal FY 2005										\$2,160	\$2,240	\$2,240			
² EMS implementation proceeding as scheduled.															
Total NGB HQ, NGB ARE				\$0	\$0	\$0	\$0	\$0	\$0	\$2,160	\$2,240	\$2,240	\$2,240	\$2,240	

PROJECT TITLE				FY 2003			FY 2004			FY 2005		FY 2006 REQUEST
	PILLAR	APPROP.	LEGAL REQ.	REQ.	ALLOCATED AS OF SEPT. 30, 2003	OBLIG.	REQ.	ALLOCATED AS OF SEPT. 30, 2004	OBLIG.	REQ.	CWE/ APPROP.	

Fort Eustis												
CWA REMEDIATION (SKEET RANGE)				\$0	\$0	\$0	\$0	\$0	\$0	\$1,807	\$1,807	\$2,000
	CM	O&M	CLNP									
Subtotal FY 2003				\$0	\$0	\$0						
Subtotal FY 2004							\$0	\$0	\$0			
Subtotal FY 2005										\$1,807	\$1,807	\$2,000
Total FORT EUSTIS				\$0	\$0	\$0	\$0	\$0	\$0	\$1,807	\$1,807	\$2,000

Army Total				\$0	\$3,813	\$3,813	\$0	\$0	\$0	\$3,967	\$4,047	\$4,240
-------------------	--	--	--	-----	---------	---------	-----	-----	-----	---------	---------	---------

Navy

NAVSTA Norfolk												
CLOSURE OF PERMITTED HW MGMT UNIT (SDA215) ³				\$0	\$0	\$0	\$0	\$2,053	\$883	\$0	\$927	\$0
	CM	O&M	RCRAC									
Subtotal FY 2003				\$0	\$0	\$0						
Subtotal FY 2004							\$0	\$2,053	\$883			
Subtotal FY 2005										\$0	\$927	\$0
³ Project has been scoped down to \$1.810 then split funded between fiscal years. FY04 obligations and FY05 planned obligations \$927K.												
Total NAVSTA NORFOLK				\$0	\$0	\$0	\$0	\$2,053	\$883	\$0	\$927	\$0

Navy Total				\$0	\$0	\$0	\$0	\$2,053	\$883	\$0	\$927	\$0
-------------------	--	--	--	-----	-----	-----	-----	---------	-------	-----	-------	-----

PROJECT TITLE				FY 2003			FY 2004			FY 2005		FY 2006 REQUEST
	PILLAR	APPROP.	LEGAL REQ.	REQ.	ALLOCATED AS OF SEPT. 30, 2003	OBLIG.	REQ.	ALLOCATED AS OF SEPT. 30, 2004	OBLIG.	REQ.	CWE/ APPROP.	

Marine Corps

MCB Quantico												
REPAIR TANK TRAILS, PHASE II ⁴				\$3,944	\$0	\$0	\$0	\$0	\$0	\$2,037	\$0	\$0
	P2	O & M	CWA									
REPAIR TANK TRAILS, PHASE III ⁵				\$2,900	\$0	\$0	\$4,268	\$0	\$0	\$0	\$0	\$0
	P2	O & M	CWA									
Subtotal FY 2003				\$6,844	\$0	\$0						
Subtotal FY 2004							\$4,268	\$0	\$0			
Subtotal FY 2005										\$2,037	\$0	\$0
⁴ Awaiting completion of wetlands mitigation design and rescoping.												
⁵ Awaiting completion of Phase II.												
Total MCB QUANTICO				\$6,844	\$0	\$0	\$4,268	\$0	\$0	\$2,037	\$0	\$0

Marine Corps Total				\$6,844	\$0	\$0	\$4,268	\$0	\$0	\$2,037	\$0	\$0
---------------------------	--	--	--	---------	-----	-----	---------	-----	-----	---------	-----	-----


Air Force

Langley AFB												
CORRECT NONCOMPLIANT INFLOW AND INFILTRATION (LS656/5) ⁶				\$0	\$0	\$0	\$4,700	\$3,264	\$3,444	\$0	\$0	\$0
	CM	O & M	CWA									
CORRECT NONCOMPLIANT I/I, B938/1345 (EC)				\$0	\$0	\$0	\$0	\$0	\$0	\$1,700	\$1,700	\$0
	CM	O & M	CWA									
REPAIR NONCOMPLIANT I/I, LS432 AREA				\$0	\$0	\$0	\$0	\$0	\$0	\$0	\$0	\$2,500
	CM	O & M	CWA									
Subtotal FY 2003				\$0	\$0	\$0						
Subtotal FY 2004							\$4,700	\$3,264	\$3,444			
Subtotal FY 2005										\$1,700	\$1,700	\$2,500
⁶ Project funded in FY 2004.												
Total LANGLEY AFB				\$0	\$0	\$0	\$4,700	\$3,264	\$3,444	\$1,700	\$1,700	\$2,500

PROJECT TITLE				FY 2003			FY 2004			FY 2005		FY 2006 REQUEST
	PILLAR	APPROP.	LEGAL REQ.	REQ.	ALLOCATED AS OF SEPT. 30, 2003	OBLIG.	REQ.	ALLOCATED AS OF SEPT. 30, 2004	OBLIG.	REQ.	CWE/ APPROP.	

Multiple												
AIRBORNE LASER EIAP ⁷				\$2,500	\$2,500	\$0	\$0	\$0	\$0	\$2,500	\$0	
	CO	O & M	NEPA									
EIAP FOR BEDDOWNS/REALIGNMENTS (HACC040001) ⁸				\$0	\$0	\$0	\$8,500	\$6,453	\$0	\$0	\$0	\$0
	CM	O & M	NEPA									
JOINT STRIKE FIGHTER BEDDOWN EIAP (ACC247819)				\$0	\$0	\$0	\$1,500	\$1,480	\$1,500	\$0	\$0	\$0
	CM	O & M	NEPA									
BRAC EAIP - F35 FIGHTER 1ST JOINT FTU ⁹				\$0	\$0	\$0	\$0	\$3,000	\$0	\$0	\$0	\$3,000
	CO	O & M	NEPA									
BRAC EAIP - F/A 22 2ND OPS BEDDOWN ¹⁰				\$0	\$0	\$0	\$0	\$2,500	\$0	\$0	\$0	\$0
	CO	O & M	NEPA									
BRAC EAIP - UCAV BEDDOWN ¹¹				\$0	\$0	\$0	\$0	\$0	\$0	\$0	\$1,500	\$0
	CO	O & M	NEPA									
EAIP BEDDOWNS/REALIGNMENTS ¹²				\$0	\$0	\$0	\$0	\$0	\$0	\$3,669	\$0	\$0
	CO	O & M	NEPA									
EAIP - F/A 22 3RD OPS ¹³				\$0	\$0	\$0	\$0	\$0	\$0	\$0	\$2,500	\$0
	CO	O & M	NEPA									
EAIP - SWOT/CRGE PROTECTION FACILITY PROJECTS				\$0	\$0	\$0	\$0	\$0	\$0	\$1,900	\$0	\$0
	CO	O & M	NEPA									
EAIP - JOINT STRIKE FIGHTER 1ST FTU				\$0	\$0	\$0	\$0	\$0	\$0	\$0	\$0	\$1,500
	CM	O & M	NEPA									
EAIP - NON-BRAC REALIGNMENTS AND TRAINING				\$0	\$0	\$0	\$0	\$0	\$0	\$0	\$0	\$2,000
	CM	O & M	NEPA									
EAIP - BEDDOWNS/REALIGNMENTS				\$0	\$0	\$0	\$0	\$0	\$0	\$0	\$0	\$7,500
	CM	O & M	NEPA									
Subtotal FY 2003				\$2,500	\$2,500	\$0						
Subtotal FY 2004							\$10,000	\$13,433	\$1,500			
Subtotal FY 2005										\$8,069	\$4,000	\$14,000
⁷ Requirement moved to FY 2010.												
⁸ Recommend delete from 2005 report. Small base EIAP projects less than \$1.5M carved from requirement (none reportable).												
⁹ Requirement moved to FY06.												
¹⁰ Requirement moved to FY07.												
¹¹ Moved to FY05 from FY04.												
¹² Small EIAP projects less than \$1.5M will be carved from requirement (none reportable), Will be deleted next year.												
¹³ Requirement moved to FY09.												
Total MULTIPLE				\$2,500	\$2,500	\$0	\$10,000	\$13,433	\$1,500	\$8,069	\$4,000	\$14,000

Air Force Total	\$2,500	\$2,500	\$0	\$14,700	\$16,697	\$4,944	\$9,769	\$5,700	\$16,500
VIRGINIA TOTAL	\$9,344	\$6,313	\$3,813	\$18,968	\$18,750	\$5,827	\$15,773	\$10,674	\$20,740

WASHINGTON 	FY 2006 EQ Projects > \$ 1.5 Million				Projects	Request	Current Estimate	FY 2006 Request	
	FY 2006 EQ Project Dollars (\$000)				Army	0	\$0	\$0	\$0
					Navy	0	\$0	\$0	\$0
					Marine Corps	0	\$0	\$0	\$0
					Air Force	0	\$0	\$0	\$0
					DLA	0	\$0	\$0	\$0
				Total	0	\$0	\$0	\$0	

PROJECT TITLE				FY 2003			FY 2004			FY 2005		FY 2006 REQUEST
PILLAR	APPROP.	LEGAL REQ.	REQ.	ALLOCATED AS OF SEPT. 30, 2003	OBLIG.	REQ.	ALLOCATED AS OF SEPT. 30, 2004	OBLIG.	REQ.	CWE/ APPROP.		

Army

PROJECT TITLE				REQ.	ALLOCATED AS OF SEPT. 30, 2003	OBLIG.	REQ.	ALLOCATED AS OF SEPT. 30, 2004	OBLIG.	REQ.	CWE/ APPROP.	FY 2006 REQUEST
Fort Lewis												
SW LANDFILL CLOSURE (LANDFILL 5, CELL 6) ¹				\$2,000	\$1,800	\$1,759	\$0	\$0	\$0	\$0	\$0	\$0
	CM	O & M	RCRAD									
Subtotal FY 2003				\$2,000	\$1,800	\$1,759						
Subtotal FY 2004							\$0	\$0	\$0			
Subtotal FY 2005										\$0	\$0	\$0
¹ Project complete.												
Total FORT LEWIS				\$2,000	\$1,800	\$1,759	\$0	\$0	\$0	\$0	\$0	\$0
Army Total				\$2,000	\$1,800	\$1,759	\$0	\$0	\$0	\$0	\$0	\$0

PROJECT TITLE				FY 2003			FY 2004			FY 2005		FY 2006 REQUEST
	PILLAR	APPROP.	LEGAL REQ.	REQ.	ALLOCATED AS OF SEPT. 30, 2003	OBLIG.	REQ.	ALLOCATED AS OF SEPT. 30, 2004	OBLIG.	REQ.	CWE/ APPROP.	

Navy

Puget Sound Naval Shipyard												
INDUSTRIAL WASTE TREATMENT FACILITY				\$0	\$0	\$0	\$11,309	\$9,568	\$10,219	\$0	\$0	\$0
	CM	MILCON	CWA									
Subtotal FY 2003				\$0	\$0	\$0						
Subtotal FY 2004							\$11,309	\$9,568	\$10,219			
Subtotal FY 2005										\$0	\$0	\$0
Total PUGET SOUND NAVAL SHIPYARD				\$0	\$0	\$0	\$11,309	\$9,568	\$10,219	\$0	\$0	\$0

NAS Whidbey Island												
DESIGN/CONSTRUCT UPGRADES TO AULT FIELD NOTWs ²				\$101	\$93	\$183	\$772	\$772	\$4,955	\$0	\$0	\$0
	CM	O&M	CWA									
Subtotal FY 2003				\$101	\$93	\$183						
Subtotal FY 2004							\$772	\$772	\$4,955			
Subtotal FY 2005										\$0	\$0	\$0
<i>² Ault Field project combined with Lagoon closure and awarded in August 2003. Ault Field completed January 2005, Lagoon closure estimated completion June 2005.</i>												
Total WHIDBEY ISLAND				\$101	\$93	\$183	\$772	\$772	\$4,955	\$0	\$0	\$0

Navy Total				\$101	\$93	\$183	\$12,081	\$10,340	\$15,174	\$0	\$0	\$0
-------------------	--	--	--	-------	------	-------	----------	----------	----------	-----	-----	-----

WASHINGTON TOTAL				\$2,101	\$1,893	\$1,942	\$12,081	\$10,340	\$15,174	\$0	\$0	\$0
-------------------------	--	--	--	----------------	----------------	----------------	-----------------	-----------------	-----------------	------------	------------	------------

DIEGO GARCIA



FY 2006 EQ Projects > \$ 1.5 Million

		Projects	Request	Current Estimate	FY 2006 Request
FY 2006 EQ Project Dollars (\$000)		Army	0	\$0	\$0
		Navy	1	\$17,500	\$17,500
		Marine Corps	0	\$0	\$0
		Air Force	0	\$0	\$0
		DLA	0	\$0	\$0
Total		1	\$17,500	\$17,500	\$0

PROJECT TITLE				FY 2003			FY 2004			FY 2005		FY 2006 REQUEST
PILLAR	APPROP.	LEGAL REQ.	REQ.	ALLOCATED AS OF SEPT. 30, 2003	OBLIG.	REQ.	ALLOCATED AS OF SEPT. 30, 2004	OBLIG.	REQ.	CWE/ APPROP.		

Navy

NSF Diego Garcia												
SANITARY/CUT FUEL DISPOSAL AREA				\$0	\$0	\$0	\$0	\$0	\$0	\$17,500	\$17,500	\$0
	CM	MILCON	CWA									
Subtotal FY 2003				\$0	\$0	\$0						
Subtotal FY 2004							\$0	\$0	\$0			
Subtotal FY 2005										\$17,500	\$17,500	\$0
Total NSF DIEGO GARCIA				\$0	\$0	\$0	\$0	\$0	\$0	\$17,500	\$17,500	\$0
Navy Total				\$0	\$0	\$0	\$0	\$0	\$0	\$17,500	\$17,500	\$0
DIEGO GARCIA TOTAL				\$0	\$0	\$0	\$0	\$0	\$0	\$17,500	\$17,500	\$0



FY 2006 EQ Projects > \$ 1.5 Million				Projects	Request	Current Estimate	FY 2006 Request	
FY 2006 EQ Project Dollars (\$000)				Army	0	\$0	\$0	\$0
				Navy	1	\$20,700	\$18,000	\$0
				Marine Corps	0	\$0	\$0	\$0
				Air Force	1	\$0	\$0	\$2,700
				DLA	0	\$0	\$0	\$0
Total				2	\$20,700	\$18,000	\$2,700	

PROJECT TITLE				FY 2003			FY 2004			FY 2005		FY 2006 REQUEST
PILLAR	APPROP.	LEGAL REQ.	REQ.	ALLOCATED AS OF SEPT. 30, 2003	OBLIG.	REQ.	ALLOCATED AS OF SEPT. 30, 2004	OBLIG.	REQ.	CWE/ APPROP.		

Navy

PWC Guam											
WATER TREATMENT PLANT UPGRADE ¹				\$0	\$0	\$0	\$0	\$0	\$20,700	\$18,000	\$0
	CM	MILCON	CWA								
Subtotal FY 2003				\$0	\$0	\$0					
Subtotal FY 2004							\$0	\$0	\$0		
Subtotal FY 2005									\$20,700	\$18,000	\$0
¹ Contract negotiated and awarded.											
Total PWC Guam				\$0	\$0	\$0	\$0	\$0	\$20,700	\$18,000	\$0

Navy Total	\$0	\$0	\$0	\$0	\$0	\$0	\$0	\$0	\$20,700	\$18,000	\$0
-------------------	-----	-----	-----	-----	-----	-----	-----	-----	----------	----------	-----

Air Force

Andersen AFB												
ENVIRONMENTAL IMPACT STATEMENT (EIS) ²				\$0	\$0	\$0	\$1,700	\$1,700	\$1,700	\$0	\$0	\$0
	CM	O&M	NEPA									
URUNAO DUMPSITE SW CLEANUP				\$0	\$0	\$0	\$0	\$0	\$0	\$0	\$2,700	
	CM	O&M	RCRAD									
Subtotal FY 2003				\$0	\$0	\$0						
Subtotal FY 2004							\$1,700	\$1,700	\$1,700			
Subtotal FY 2005									\$0	\$0	\$2,700	
² Not yet physically or fiscally complete.												
Total Andersen AFB				\$0	\$0	\$0	\$1,700	\$1,700	\$1,700	\$0	\$0	\$2,700

Air Force Total	\$0	\$0	\$0	\$1,700	\$1,700	\$1,700	\$0	\$0	\$2,700
------------------------	-----	-----	-----	---------	---------	---------	-----	-----	---------

GUAM TOTAL	\$0	\$0	\$0	\$1,700	\$1,700	\$1,700	\$20,700	\$18,000	\$2,700
-------------------	-----	-----	-----	---------	---------	---------	----------	----------	---------

GERMANY



FY 2006 EQ Projects > \$ 1.5 Million

FY 2006 EQ Project Dollars (\$000)

	Projects	Request	Current Estimate	FY 2006 Request
Army	2	\$4,425	\$0	\$1,850
Navy	0	\$0	\$0	\$0
Marine Corps	0	\$0	\$0	\$0
Air Force	1	\$6,000	\$0	\$0
DLA	0	\$0	\$0	\$0
Total	3	\$10,425	\$0	\$1,850

PROJECT TITLE				FY 2003			FY 2004			FY 2005		FY 2006 REQUEST
PILLAR	APPROP.	LEGAL REQ.	REQ.	ALLOCATED AS OF SEPT. 30, 2003	OBLIG.	REQ.	ALLOCATED AS OF SEPT. 30, 2004	OBLIG.	REQ.	CWE/ APPROP.		

Army

Smith Barracks				FY 2003			FY 2004			FY 2005		FY 2006 REQUEST
PILLAR	APPROP.	LEGAL REQ.	REQ.	ALLOCATED AS OF SEPT. 30, 2003	OBLIG.	REQ.	ALLOCATED AS OF SEPT. 30, 2004	OBLIG.	REQ.	CWE/ APPROP.		
CLEANUP/CLOSE SANITARY LANDFILL ¹				\$4,700	\$4,700	\$4,700	\$2,500	\$2,500	\$2,500	\$2,675	\$0	\$0
	CM	O & M	RCRAD									
Subtotal FY 2003				\$4,700	\$4,700	\$4,700						
Subtotal FY 2004							\$2,500	\$2,500	\$2,500			
Subtotal FY 2005										\$2,675	\$0	\$0
¹ Funds required in FY05 not needed - extremely good bid prices in FY04 allowed full payment of remaining closure phases.												
Total SMITH BARRACKS				\$4,700	\$4,700	\$4,700	\$2,500	\$2,500	\$2,500	\$2,675	\$0	\$0

Hohenfels Tmg Area				FY 2003			FY 2004			FY 2005		FY 2006 REQUEST
PILLAR	APPROP.	LEGAL REQ.	REQ.	ALLOCATED AS OF SEPT. 30, 2003	OBLIG.	REQ.	ALLOCATED AS OF SEPT. 30, 2004	OBLIG.	REQ.	CWE/ APPROP.		
DISPOSAL OF CONTAMINATED SOIL/SEWER SLUDGE ²				\$0	\$0	\$0	\$2,223	\$1,672	\$1,672	\$1,750	\$0	\$1,850
	CM	O & M	RCRAC									
Subtotal FY 2003				\$0	\$0	\$0						
Subtotal FY 2004							\$2,223	\$1,672	\$1,672			
Subtotal FY 2005										\$1,750	\$0	\$1,850
² No funds needed in FY05. Non-environmental funds used at end of FY04 to execute the work. Extremely good disposal prices allowed a cost reduction.												
Total HOHENFELS TMG AREA				\$0	\$0	\$0	\$2,223	\$1,672	\$1,672	\$1,750	\$0	\$1,850

Army Total				\$4,700	\$4,700	\$4,700	\$4,723	\$4,172	\$4,172	\$4,425	\$0	\$1,850
-------------------	--	--	--	---------	---------	---------	---------	---------	---------	---------	-----	---------

PROJECT TITLE				FY 2003			FY 2004			FY 2005		FY 2006 REQUEST
	PILLAR	APPROP.	LEGAL REQ.	REQ.	ALLOCATED AS OF SEPT. 30, 2003	OBLIG.	REQ.	ALLOCATED AS OF SEPT. 30, 2004	OBLIG.	REQ.	CWE/ APPROP.	

Air Force

Ramstein AB


CLEANUP IN SUPPORT OF RHEIN-MAIN CONSTRUCTION, NEW RAMP 5 ³				\$0	\$0	\$0	\$0	\$0	\$0	\$6,000	\$0	\$0
	CM	O & M	CM-O									
Subtotal FY 2003				\$0	\$0	\$0						
Subtotal FY 2004							\$0	\$0	\$0			
Subtotal FY 2005										\$6,000	\$0	\$0
³ Project cancelled - Host Nation agreed to fund the requirement.												
Total RAMSTEIN AB				\$0	\$0	\$0	\$0	\$0	\$0	\$6,000	\$0	\$0

Spangdahlem AB

RENOVATE CENTRAL HEAT PLANT ⁴				\$1,600	\$350	\$380	\$0	\$0	\$0	\$0	\$0	\$0
	EC	O & M	CAA									
Subtotal FY 2003				\$1,600	\$350	\$380						
Subtotal FY 2004							\$0	\$0	\$0			
Subtotal FY 2005										\$0	\$0	\$0
⁴ Project awarded for less than \$1.5M. Project funded \$350K construction + \$30K design; awarded for less than \$380K. Construction completion/final acceptance in Jan 04. Total awarded/paid amount: \$281K; Physically and fiscally complete. Difference is based on reduction of scope from programming plan and execution plan.												
Total SPANGDAHLEM AB				\$1,600	\$350	\$380	\$0	\$0	\$0	\$0	\$0	\$0

Air Force Total				\$1,600	\$350	\$380	\$0	\$0	\$0	\$6,000	\$0	\$0
------------------------	--	--	--	---------	-------	-------	-----	-----	-----	---------	-----	-----

GERMANY TOTAL				\$6,300	\$5,050	\$5,080	\$4,723	\$4,172	\$4,172	\$10,425	\$0	\$1,850
----------------------	--	--	--	---------	---------	---------	---------	---------	---------	----------	-----	---------

 GREENLAND	FY 2006 EQ Projects > \$ 1.5 Million				Projects	Request	Current Estimate	FY 2006 Request	
	FY 2006 EQ Project Dollars (\$000)				Army	0	\$0	\$0	\$0
					Navy	0	\$0	\$0	\$0
					Marine Corps	0	\$0	\$0	\$0
					Air Force	2	\$1,500	\$3,000	\$1,500
					DLA	0	\$0	\$0	\$0
				Total	2	\$1,500	\$3,000	\$1,500	


PROJECT TITLE				FY 2003			FY 2004			FY 2005		FY 2006 REQUEST
PILLAR	APPROP.	LEGAL REQ.	REQ.	ALLOCATED AS OF SEPT. 30, 2003	OBLIG.	REQ.	ALLOCATED AS OF SEPT. 30, 2004	OBLIG.	REQ.	CWE/ APPROP.		

Air Force

Thule AB												
UPGRADE WATER DISTRIBUTION, PHASE 3 ¹				\$2,500	\$2,182	\$2,182	\$0	\$0	\$0	\$0	\$0	\$0
	CM	O & M	SDWA									
UPGRADE WATER DISTRIBUTION, PHASE 4 ²				\$0	\$0	\$0	\$1,500	\$1,500	\$1,458	\$0	\$0	\$0
	CM	O & M	SDWA									
UPGRADE WATER DISTRIBUTION, PHASE 5				\$0	\$0	\$0	\$0	\$0	\$0	\$0	\$1,500	\$0
	CM	O & M	SDWA									
EC LANDFILL FACE STABILIZATION ³				\$0	\$0	\$0	\$0	\$0	\$0	\$1,500	\$1,500	\$1,500
	CM	O & M	SDWA									
Subtotal FY 2003				\$2,500	\$2,182	\$2,182						
Subtotal FY 2004							\$1,500	\$1,500	\$1,458			
Subtotal FY 2005										\$1,500	\$3,000	\$1,500
¹ Project complete.												
² Current working estimate consistent with President's Budget amount.												
³ Previously phased project upgraded water treatment plant and corrected water quality non-compliance, requirement canceled.												
Total THULE AB				\$2,500	\$2,182	\$2,182	\$1,500	\$1,500	\$1,458	\$1,500	\$3,000	\$1,500

Air Force Total	\$2,500	\$2,182	\$2,182	\$1,500	\$1,500	\$1,458	\$1,500	\$3,000	\$1,500
------------------------	---------	---------	---------	---------	---------	---------	---------	---------	---------

GREENLAND TOTAL	\$2,500	\$2,182	\$2,182	\$1,500	\$1,500	\$1,458	\$1,500	\$3,000	\$1,500
------------------------	---------	---------	---------	---------	---------	---------	---------	---------	---------

 ICELAND	FY 2006 EQ Projects > \$ 1.5 Million				Projects	Request	Current Estimate	FY 2006 Request	
	FY 2006 EQ Project Dollars (\$000)				Army	0	\$0	\$0	\$0
					Navy	1	\$2,593	\$0	\$1,869
					Marine Corps	0	\$0	\$0	\$0
					Air Force	0	\$0	\$0	\$0
					DLA	0	\$0	\$0	\$0
				Total	1	\$2,593	\$0	\$1,869	


PROJECT TITLE				FY 2003			FY 2004			FY 2005		FY 2006 REQUEST
PILLAR	APPROP.	LEGAL REQ.	REQ.	ALLOCATED AS OF SEPT. 30, 2003	OBLIG.	REQ.	ALLOCATED AS OF SEPT. 30, 2004	OBLIG.	REQ.	CWE/ APPROP.		

Navy

NAS Keflavik												
DYE-5 Landfill Closing ¹				\$0	\$0	\$0	\$0	\$0	\$0	\$2,593	\$0	\$1,869
	EC	O&M	RCRD									
Subtotal FY 2003				\$0	\$0	\$0						
Subtotal FY 2004							\$0	\$0	\$0			
Subtotal FY 2005										\$2,593	\$0	\$1,869
¹ Project moved to FY06 and is pending negotiation of land transfer terms with Icelandic government. Cost decrease due to more complete design package with more accurate cost estimates.												
Total NAS KEFLAVIK				\$0	\$0	\$0	\$0	\$0	\$0	\$2,593	\$0	\$1,869

Navy Total	\$0	\$0	\$0	\$0	\$0	\$0	\$0	\$0	\$2,593	\$0	\$1,869
-------------------	-----	-----	-----	-----	-----	-----	-----	-----	---------	-----	---------

ICELAND TOTAL	\$0	\$0	\$0	\$0	\$0	\$0	\$0	\$0	\$2,593	\$0	\$1,869
----------------------	-----	-----	-----	-----	-----	-----	-----	-----	---------	-----	---------

	ITALY				FY 2006 EQ Projects > \$ 1.5 Million			Projects	Request	Current Estimate	FY 2006 Request
	FY 2005 EQ Project Dollars (\$000)				Army	1	\$0	\$2,590	\$0		
					Navy	0	\$0	\$0	\$0		
					Marine Corps	0	\$0	\$0	\$0		
					Air Force	0	\$0	\$0	\$0		
					DLA	0	\$0	\$0	\$0		
				Total	1	\$0	\$2,590	\$0			


PROJECT TITLE				FY 2003			FY 2004			FY 2005		FY 2006 REQUEST
PILLAR	APPROP.	LEGAL REQ.	REQ.	ALLOCATED AS OF SEPT. 30, 2003	OBLIG.	REQ.	ALLOCATED AS OF SEPT. 30, 2004	OBLIG.	REQ.	CWE/ APPROP.		

Army

Livorno Supply & Maintenance Area												
REMEDiate Abandoned LANDFILL ¹				\$0	\$0	\$0	\$2,500	\$0	\$0	\$0	\$2,590	\$0
	CM	O & M	CLNP									
Subtotal FY 2003				\$0	\$0	\$0						
Subtotal FY 2004							\$2,500	\$0	\$0			
Subtotal FY 2005										\$0	\$2,590	\$0
¹ Project funds not obligated in FY04 because local authorities did not give formal project approval in time for FY04 execution. Approval expected in 2nd Qtr FY05.												
Total LIVORNO SUPPLY & MAINTENANCE AREA				\$0	\$0	\$0	\$2,500	\$0	\$0	\$0	\$2,590	\$0

Army Total	\$0	\$0	\$0	\$2,500	\$0	\$0	\$0	\$2,590	\$0
-------------------	-----	-----	-----	---------	-----	-----	-----	---------	-----

ITALY TOTAL	\$0	\$0	\$0	\$2,500	\$0	\$0	\$0	\$2,590	\$0
--------------------	-----	-----	-----	---------	-----	-----	-----	---------	-----

 JAPAN	FY 2006 EQ Projects > \$ 1.5 Million				Projects	Request	Current Estimate	FY 2006 Request	
	FY 2006 EQ Project Dollars (\$000)				Army	0	\$0	\$0	\$0
					Navy	0	\$0	\$0	\$0
					Marine Corps	0	\$0	\$0	\$0
					Air Force	0	\$0	\$0	\$0
					DLA	0	\$0	\$0	\$0
					Total	0	\$0	\$0	\$0

PROJECT TITLE				FY 2003			FY 2004			FY 2005		FY 2006 REQUEST
PILLAR	APPROP.	LEGAL REQ.	REQ.	ALLOCATED AS OF SEPT. 30, 2003	OBLIG.	REQ.	ALLOCATED AS OF SEPT. 30, 2004	OBLIG.	REQ.	CWE/ APPROP.		


Air Force

MISAWA AB												
REPAIR/UPGRADE UNDERGROUND STORAGE TANKS ¹				\$1,500	\$1,500	\$1,380	\$0	\$0	\$0	\$0	\$0	\$0
	P2	O & M	PP-O									
Subtotal FY 2003				\$1,500	\$1,500	\$1,380						
Subtotal FY 2004							\$0	\$0	\$0			
Subtotal FY 2005										\$0	\$0	\$0
<i>¹ Cost is now below \$1.5M threshold. This project will not be included on subsequent reports.</i>												
Total MISAWA AB				\$1,500	\$1,500	\$1,380	\$0	\$0	\$0	\$0	\$0	\$0

Yokota AB												
REMOVE UNDERGROUND STORAGE TANKS ²				\$0	\$2,596	\$2,596	\$0	\$0	\$0	\$0	\$0	\$0
	EC	O & M	CM-O									
Subtotal FY 2003				\$0	\$2,596	\$2,596						
Subtotal FY 2004							\$0	\$0	\$0			
Subtotal FY 2005										\$0	\$0	\$0
<i>² AFCEE awarded four projects as one (ZNRE967204AE \$1.0M, ZNRE967204AF \$1.57M, ZNREOS721602 \$20K, and ZNREOS720302 \$6K)</i>												
Total YOKOTA AB				\$0	\$2,596	\$2,596	\$0	\$0	\$0	\$0	\$0	\$0

Air Force Total				\$1,500	\$4,096	\$3,976	\$0	\$0	\$0	\$0	\$0	\$0
------------------------	--	--	--	---------	---------	---------	-----	-----	-----	-----	-----	-----

JAPAN TOTAL				\$1,500	\$4,096	\$3,976	\$0	\$0	\$0	\$0	\$0	\$0
--------------------	--	--	--	---------	---------	---------	-----	-----	-----	-----	-----	-----

SOUTH KOREA 	FY 2006 EQ Projects > \$ 1.5 Million					Projects	Request	Current Estimate	FY 2006 Request	
	FY 2006 EQ Project Dollars (\$000)					Army	0	\$0	\$0	\$0
						Navy	0	\$0	\$0	\$0
						Marine Corps	0	\$0	\$0	\$0
						Air Force	0	\$0	\$0	\$0
						DLA	0	\$0	\$0	\$0
						Total	0	\$0	\$0	\$0

PROJECT TITLE				FY 2003			FY 2004			FY 2005		FY 2006 REQUEST
PILLAR	APPROP.	LEGAL REQ.	REQ.	ALLOCATED AS OF SEPT. 30, 2003	OBLIG.	REQ.	ALLOCATED AS OF SEPT. 30, 2004	OBLIG.	REQ.	CWE/ APPROP.		

AIR FORCE

Osan AB												
WASTEWATER CONNECTION FEE TO PYONGTAEK CITY ¹				\$0	\$0	\$0	\$2,100	\$0	\$0	\$0	\$0	\$0
	EC	O&M	CM-0									
Subtotal FY 2003				\$0	\$0	\$0						
Subtotal FY 2004							\$2,100	\$0	\$0			
Subtotal FY 2005										\$0	\$0	\$0
¹ Work was determined to require construction funding rather than connection fee funding. Thus, host nation funds were used for connection fees.												
Total OSAN AB				\$0	\$0	\$0	\$2,100	\$0	\$0	\$0	\$0	\$0

AIR FORCE TOTAL				\$0	\$0	\$0	\$2,100	\$0	\$0	\$0	\$0	\$0
------------------------	--	--	--	-----	-----	-----	---------	-----	-----	-----	-----	-----

SOUTH KOREA TOTAL				\$0	\$0	\$0	\$2,100	\$0	\$0	\$0	\$0	\$0
--------------------------	--	--	--	-----	-----	-----	---------	-----	-----	-----	-----	-----