

Section 2706 of title 10, United States Code states—

“(b) Report on Environmental Quality Programs and Other Environmental Activities

(2) Each report shall include the following:

... (D) A list of the planned or ongoing projects necessary to support the environmental quality programs during the period covered by the report, the cost of which has exceeded or is anticipated to exceed \$1,500,000.”

This appendix lists all projects valued at \$1.5 million or greater that—

- Were identified to Congress as part of the FY 2002, FY 2003, or FY 2004 Environmental Quality Report to Congress
- Are now included in the FY 2004 program due to emergent circumstances
- Are included in the FY 2005 budget request.

Reports track each project of \$1.5 million or greater for inclusion in the budget request, through the appropriations process and project execution. Projects that have not received funding beyond FY 2000 or FY 2001 are listed in the two preliminary tables. These projects remain active because they are either not physically complete or not fiscally closed.

ACRONYMS FOR APPENDIX I

Pillar	CM	Compliance	
	CO	Conservation	
	EC	Environmental Compliance	
	P2	Pollution Prevention	
Appropriation	DWCF	Defense Working Capital Fund	
	MILCON	Military Construction	
	O & M	Operations and Maintenance	
	PAA-PBS	Procurement of Ammunition, Army Production Base Support	
Legal Requirement	AAC	Alaska Administrative Code (50.080)	
	CAA	Clean Air Act	
	CM-O	Compliance - Other	
	CWA	Clean Water Act	
	ESA	Endangered Species Act	
	NEPA	National Environmental Policy Act	
	NHPA	National Historic Preservation Act	
	RCRAC	Resource Conservation and Recovery Act, Subtitle C	
	RCRAD	Resource Conservation and Recovery Act, Subtitle D	
	RCRAI	Resource Conservation and Recovery Act, Subtitle I	
	SDWA	Safe Drinking Water Act	
	TSCA	Toxic Substances Control Act	
	Miscellaneous	CWE	Current Working Estimate
		NIMA	National Imagery and Mapping Agency

EQ Projects > \$ 1.5 Million with FY 2000 Funding Only[†]

LOCATION	INSTALLATION	PROJECT TITLE	REQ.	ALLOCATED AS OF SEPT. 30, 2000	OBLIG.
California	Beale AFB	REPAIR WATER MAIN & BYPASS CONSTRUCTION	\$0	\$1,872	\$1,872
Georgia	Savannah IAP	REGIONAL FIRE TRAINING FACILITY	\$368	\$1,700	\$1,826
Hawaii	Hickam AFB	FIRE TRAINING FACILITY	\$785	\$3,290	\$3,290
Massachusetts	Cape Cod AFS	EIA PROCESS PAVEPAWS/UPGRADED EARLY WARNING RADAR	\$0	\$1,400	\$1,400
Ohio	Wright-Patterson AFB	REPLACE POLLUTION CONTROL EQUIPMENT	\$4,700	\$4,880	\$4,880
Texas	Randolph AFB	ENVIRONMENTAL ASSESSMENTS	\$1,500	\$1,661	\$1,661
Virginia	Langley AFB	REPAIR DRINKING WATER SYSTEM	\$0	\$1,700	\$1,700
	Langley AFB	REPAIR DRINKING WATER SYSTEM	\$0	\$1,700	\$1,649
Guam	Andersen AFB	LANDFILL CLOSURE	\$2,097	\$6,171	\$6,171
Germany	Spangdahlem AB	OEA, CONSTRUCT DEEP WELL, NIEDERKAIL	\$0	\$2,500	\$2,500
United Kingdom	RAF Feltwell	WASTEWATER TREATMENT FACILITY	\$786	\$1,273	\$1,273
	RAF Molesworth	WASTEWATER TREATMENT FACILITY	\$1,700	\$1,342	\$1,342

[†] Funding values located in FY 2000 table only.

EQ Projects > \$ 1.5 Million with FY 2001 Funding Only†

LOCATION	INSTALLATION	PROJECT TITLE	REQ.	ALLOCATED AS OF SEPT. 30, 2001	OBLIG.
Alaska	Cape Romanzof	REPAIR FUEL STORAGE TANKS	\$3,900	\$4,044	\$3,930
Arkansas	Little Rock AFB	RCRA FACILITY INVESTIGATION PHASE I	\$3,559	\$2,699	\$2,699
	Fort Smith IAP	REGIONAL FIRE TRAINING FACILITY	\$1,760	\$1,760	\$1,558
California	Beale AFB	REPAIR MAINBASE WATERMAINS	\$0	\$1,544	\$1,544
	Beale AFB	WATER TREATMENT PLANT	\$3,800	\$4,080	\$4,080
	Camp Pendleton	REMEDiate 34 CONVERTED USTs	\$0	\$2,898	\$2,898
	NCBC Port Hueneme	UST REMEDIATION AT NAVY EXCHANGE GAS STATION B197	\$0	\$1,608	\$0
	North Island	REPLACE FUEL STORAGE TANKS	\$5,900	\$12,000	\$12,000
	Twentynine Palms	FUEL STORAGE FACILITY	\$2,200	\$2,200	\$4,600
	Vandenberg AFB	UPGRADE WATER DISTRIBUTION SYSTEM	\$4,650	\$4,000	\$4,000
Georgia	Moody AFB	WATER TREATMENT PLANT	\$2,500	\$3,092	\$3,092
	Fort Benning	STORMWATER POLLUTION PREVENTION PLAN ADV. BEST MANAGEMENT PRACTICES	\$3,200	\$3,950	\$0
Florida	NADEP Jacksonville	ADVANCED PAINT STRIP (PMB FACILITY)	\$2,502	\$2,502	\$2,705
Maryland	Patuxent River	REPLACE OPERATING FUEL TANKS	\$8,300	\$8,300	\$9,526
Massachusetts	Otis ANGB	UPGRADE STORMWATER COLLECTION/DETENTION SYSTEM	\$0	\$2,000	\$1,823
New Mexico	Cannon AFB	CORRECTIVE MEASURES IMPLEMENTATION CLOSE SEWAGE LAGOONS	\$2,500	\$2,500	\$2,500
	Holloman AFB	GERMAN AIR FORCE THREATENED / ENDANGERED SPECIES STUDIES: NEW MEXICO	\$0	\$3,200	\$3,200
North Carolina	Cherry Point	REPLACE FUEL STORAGE TANKS	\$5,700	\$5,700	\$6,900
Oklahoma	Tinker AFB	NEPA- EA/EIS, MRO MALL	\$0	\$1,507	\$1,507
	Altus AFB	CMS AT MULTIPLE SWMUS AND AOCS	\$1,500	\$1,892	\$1,892
South Carolina	MCRD Parris Island	BULLET CATCHMENT AT HUE CITY	\$2,464	\$0	\$0
		BULLET CATCHMENT AT KHE SAHN	\$2,464	\$0	\$0
Utah	Hill AFB	CONVERSION OF BOILERS TO LOW NOX	\$1,840	\$0	\$0
Virginia	Langley AFB	REPAIR NONCOMPLIANT WATERMAINS	\$4,500	\$2,479	\$2,479
Washington	CNRNW	ENVIRONMENTAL STORMWATER CONTROLS	\$0	\$2,988	\$2,988
	CNRNW	REGIONAL ENVIRONMENTAL AND SAFETY SERVICE CENTER*	\$0	\$2,800	\$2,796
	Puget Sound Naval Shipyard	OILY WASTEWATER COLLECTION	\$6,600	\$7,012	\$6,952
Greenland	Thule AFB	UPGRADE WATER DISTRIBUTION, PHASE 1	\$1,500	\$1,366	\$1,366
Italy	Signonella	REPLACE BULK FUEL STORAGE FACILITY	\$16,300	\$16,300	\$12,661
South Korea	Osan AB	REPAIR/REPLACE UNDERGROUND STORAGE TANKS	\$2,146	\$2,146	\$1,712

† Funding values located in FY 2001 table only.


*CNRW reported an obligation of \$42 for FY 2002

DoD COMPONENTS

	Fiscal Year 2004		FY 2005 Request
	Request	Current Estimate	
Within the United States			
ARMY	\$98,799,000	\$55,654,000	\$69,661,000
NAVY	\$4,591,000	\$2,525,000	\$4,526,000
MARINE CORPS	\$43,462,000	\$44,982,000	\$34,427,000
AIR FORCE	\$62,070,000	\$38,183,000	\$31,205,000
DLA	\$8,300,000	\$17,500,000	\$26,600,000
OTHER	\$2,232,000	\$0	\$0
TOTAL	\$219,454,000	\$158,844,000	\$166,419,000

Outside the United States			
ARMY	\$7,223,000	\$2,500,000	\$4,525,000
NAVY	\$1,680,000	\$0	\$40,793,000
MARINE CORPS	\$0	\$0	\$0
AIR FORCE	\$1,500,000	\$1,500,000	\$3,000,000
DLA	\$0	\$0	\$0
OTHER	\$0	\$0	\$0
TOTAL	\$10,403,000	\$4,000,000	\$48,318,000

DoD Component Totals			
ARMY	\$106,022,000	\$58,154,000	\$74,186,000
NAVY	\$6,271,000	\$2,525,000	\$45,319,000
MARINE CORPS	\$43,462,000	\$44,982,000	\$34,427,000
AIR FORCE	\$63,570,000	\$39,683,000	\$34,205,000
DLA	\$8,300,000	\$17,500,000	\$26,600,000
OTHER	\$2,232,000	\$0	\$0
TOTAL	\$229,857,000	\$162,844,000	\$214,737,000

ALABAMA 	FY 2005 EQ Projects > \$ 1.5 Million				Projects	FY 2004 Request	FY 2004 Current Estimate	FY 2005 Request	
	FY 2005 EQ Project Dollars (\$000)				Army	1	\$3,500	\$35	\$0
					Navy	0	\$0	\$0	\$0
					Marine Corps	0	\$0	\$0	\$0
					Air Force	0	\$0	\$0	\$0
					DLA	0	\$0	\$0	\$0
				Total	1	\$3,500	\$35	\$0	


PROJECT TITLE				FY 2002			FY 2003			FY 2004		FY 2005 REQUEST
PILLAR	APPROP.	LEGAL REQ.	REQ.	ALLOCATED AS OF SEPT. 30, 2002	OBLIG.	REQ.	ALLOCATED AS OF SEPT. 30, 2003	OBLIG.	REQ.	CWE/ APPROP.		

Army

Redstone Arsenal												
HIGH EXPLOSIVE IMPACT AREA INVESTIGATIONS ¹				\$0	\$0	\$0	\$3,420	\$0	\$0	\$3,500	\$35	\$0
	CM	O & M	RCRAC									
Subtotal FY 2002				\$0	\$0	\$0						
Subtotal FY 2003							\$3,420	\$0	\$0			
Subtotal FY 2004										\$3,500	\$35	\$0
<i>¹ Funding reflects complexity of investigation and projected findings based on similar activities at Redstone Arsenal.</i>												
Total REDSTONE ARSENAL				\$0	\$0	\$0	\$3,420	\$0	\$0	\$3,500	\$35	\$0

Army Total				\$0	\$0	\$0	\$3,420	\$0	\$0	\$3,500	\$35	\$0
-------------------	--	--	--	-----	-----	-----	---------	-----	-----	---------	------	-----

ALABAMA TOTAL				\$0	\$0	\$0	\$3,420	\$0	\$0	\$3,500	\$35	\$0
----------------------	--	--	--	-----	-----	-----	---------	-----	-----	---------	------	-----

	FY 2005 EQ Projects > \$ 1.5 Million			Projects	FY 2004 Request	FY 2004 Current Estimate	FY 2005 Request	
	FY 2005 EQ Project Dollars (\$000)			Army	0	\$0	\$0	\$0
				Navy	0	\$0	\$0	\$0
				Marine Corps	0	\$0	\$0	\$0
				Air Force	0	\$0	\$0	\$0
				DLA	0	\$0	\$0	\$0
				Total	0	\$0	\$0	\$0

PROJECT TITLE				FY 2002			FY 2003			FY 2004		FY 2005 REQUEST
PILLAR	APPROP.	LEGAL REQ.	REQ.	ALLOCATED AS OF SEPT. 30, 2002	OBLIG.	REQ.	ALLOCATED AS OF SEPT. 30, 2003	OBLIG.	REQ.	CWE/ APPROP.		

Army

Fort Wainwright											
PIPELINE REMEDIATION ¹				\$50	\$50	\$1,748	\$0	\$0	\$0	\$0	\$0
	CM	O & M	RCRAI								
POWER PLANT WATER VAPOR REDUCTION PROJECT ²				\$1,100	\$0	\$0	\$25,000	\$0	\$0	\$0	\$0
	CM	MILCON	CAA								
BAGHOUSE PROJECT - CHPP ³				\$30,000	\$30,000	\$25,700	\$0	\$0	\$0	\$0	\$0
	CM	MILCON	CAA								
Subtotal FY 2002				\$31,150	\$30,050	\$27,448					
Subtotal FY 2003							\$25,000	\$0	\$0		
Subtotal FY 2004									\$0	\$0	\$0
¹ Project not caught in last year's data call; connects aircraft fueling stations and cleanup past spills.											
² Construction has not begun. Funds Congressionally reprogrammed until approximately mid-April 2004.											
³ Construction began Aug 2002. Completion expected Fall 2004.											
Total FORT WAINWRIGHT				\$31,150	\$30,050	\$27,448	\$25,000	\$0	\$0	\$0	\$0

Army Total				\$31,150	\$30,050	\$27,448	\$25,000	\$0	\$0	\$0	\$0
-------------------	--	--	--	----------	----------	----------	----------	-----	-----	-----	-----

PROJECT TITLE				FY 2002			FY 2003			FY 2004		FY 2005 REQUEST
	PILLAR	APPROP.	LEGAL REQ.	REQ.	ALLOCATED AS OF SEPT. 30, 2002	OBLIG.	REQ.	ALLOCATED AS OF SEPT. 30, 2003	OBLIG.	REQ.	CWE/ APPROP.	


PROJECT TITLE				FY 2002			FY 2003			FY 2004		FY 2005 REQUEST
	PILLAR	APPROP.	LEGAL REQ.	REQ.	ALLOCATED AS OF SEPT. 30, 2002	OBLIG.	REQ.	ALLOCATED AS OF SEPT. 30, 2003	OBLIG.	REQ.	CWE/ APPROP.	

Air Force

Clear AFS											
LANDFILL CLOSURE - PHASE II ³				\$1,800	\$0	\$0	\$0	\$0	\$0	\$0	\$0
	CM	O & M	RCRAD								
UPGRADE POWER PLANT				\$0	\$0	\$0	\$14,400	\$16,400	\$0	\$0	\$0
	CM	MILCON	CAA								
EC-PCB ITEM DISPOSAL ⁴				\$1,300	\$1,584	\$1,584	\$0	\$0	\$0	\$0	\$0
	CM	O&M	TSCA								
Subtotal FY 2002				\$3,100	\$1,584	\$1,584					
Subtotal FY 2003							\$14,400	\$16,400	\$0		
Subtotal FY 2004									\$0	\$0	\$0
³ Programmed for execution in 2002 for \$1.8M, actually executed in the 2001 end of year program for \$2.7M, complete.											
⁴ Inadvertantly omitted from last report. Physically complete but not fiscally closed.											
Total CLEAR AFS				\$3,100	\$1,584	\$1,584	\$14,400	\$16,400	\$0	\$0	\$0

Eareckson AFS											
UPGRADE WASTEWATER SYSTEM				\$4,600	\$4,307	\$4,232	\$0	\$0	\$0	\$0	\$0
	CM	MILCON	SDWA								
LANDFILL CLOSURE ⁵											
	CM	O&M	RCRAD	\$0	\$0	\$0	\$1,680	\$1,680	\$1,680	\$0	\$0
Subtotal FY 2002				\$4,600	\$4,307	\$4,232					
Subtotal FY 2003							\$1,680	\$1,680	\$1,680		
Subtotal FY 2004									\$0	\$0	\$0
⁵ FY 2004 Requirement funded with FY 2003 end-of-year funds.											
Total EARECKSON AFS				\$4,600	\$4,307	\$4,232	\$1,680	\$1,680	\$1,680	\$0	\$0

PROJECT TITLE				FY 2002			FY 2003			FY 2004		FY 2005 REQUEST
	PILLAR	APPROP.	LEGAL REQ.	REQ.	ALLOCATED AS OF SEPT. 30, 2002	OBLIG.	REQ.	ALLOCATED AS OF SEPT. 30, 2003	OBLIG.	REQ.	CWE/ APPROP.	
Eielson AFB												
CENTRAL HEAT PLANT BAGHOUSES				\$0	\$0	\$0	\$21,600	\$18,907	\$17,880	\$0	\$0	\$0
	CM	MILCON	CAA									
Subtotal FY 2002				\$0	\$0	\$0						
Subtotal FY 2003							\$21,600	\$18,907	\$17,880			
Subtotal FY 2004										\$0	\$0	\$0
Total EIELSON AFB				\$0	\$0	\$0	\$21,600	\$18,907	\$17,880	\$0	\$0	\$0
Air Force Total				\$7,700	\$5,891	\$5,816	\$37,680	\$36,987	\$19,560	\$0	\$0	\$0
ALASKA TOTAL				\$38,850	\$35,941	\$33,264	\$62,680	\$36,987	\$19,560	\$0	\$0	\$0

ARIZONA 	FY 2005 EQ Projects > \$ 1.5 Million				Projects	FY 2004 Request	FY 2004 Current Estimate	FY 2005 Request	
	FY 2005 EQ Project Dollars (\$000)				Army	1	\$400	\$0	\$400
					Navy	0	\$0	\$0	\$0
					Marine Corps	0	\$0	\$0	\$0
					Air Force	0	\$0	\$0	\$0
					DLA	0	\$0	\$0	\$0
				Total	1	\$400	\$0	\$400	

PROJECT TITLE				FY 2002			FY 2003			FY 2004		FY 2005 REQUEST
PILLAR	APPROP.	LEGAL REQ.	REQ.	ALLOCATED AS OF SEPT. 30, 2002	OBLIG.	REQ.	ALLOCATED AS OF SEPT. 30, 2003	OBLIG.	REQ.	CWE/ APPROP.		


Army

Fort Huachuca ¹												
COMPLY WITH BIOLOGICAL OPINION				\$5,900	\$5,900	\$0	\$0	\$0	\$0	\$0	\$0	\$0
	CM	O & M	ESA									
Subtotal FY 2002				\$5,900	\$5,900	\$0						
Subtotal FY 2003							\$0	\$0	\$0			
Subtotal FY 2004									\$0	\$0	\$0	
<i>¹ Project inadvertently included. Was never validated.</i>												
Total FORT HUACHUCA				\$5,900	\$5,900	\$0	\$0	\$0	\$0	\$0	\$0	\$0

Camp Navajo ²												
LONG TERM MAINTENANCE AND MONITORING OB/OD CLOSURE				\$3,397	\$3,397	\$3,397	\$5,400	\$5,400	\$5,398	\$400	\$0	\$400
	CM	O & M	RCRAC									
Subtotal FY 2002				\$3,397	\$3,397	\$3,397						
Subtotal FY 2003							\$5,400	\$5,400	\$5,398			
Subtotal FY 2004									\$400	\$0	\$400	
<i>² Project to close OB/OD range left by AMC. Project not caught in FY 2002 data call.</i>												
Total CAMP NAVAJO				\$3,397	\$3,397	\$3,397	\$5,400	\$5,400	\$5,398	\$400	\$0	\$400

Army Total				\$9,297	\$9,297	\$3,397	\$5,400	\$5,400	\$5,398	\$400	\$0	\$400
-------------------	--	--	--	---------	---------	---------	---------	---------	---------	-------	-----	-------

ARIZONA TOTAL				\$9,297	\$9,297	\$3,397	\$5,400	\$5,400	\$5,398	\$400	\$0	\$400
----------------------	--	--	--	---------	---------	---------	---------	---------	---------	-------	-----	-------

ARKANSAS 	FY 2005 EQ Projects > \$ 1.5 Million				Projects	FY 2004 Request	FY 2004 Current Estimate	FY 2005 Request	
	FY 2005 EQ Project Dollars (\$000)				Army	0	\$0	\$0	\$0
					Navy	0	\$0	\$0	\$0
					Marine Corps	0	\$0	\$0	\$0
					Air Force	1	\$0	\$0	\$1,500
					DLA	0	\$0	\$0	\$0
				Total	1	\$0	\$0	\$1,500	


PROJECT TITLE				FY 2002			FY 2003			FY 2004		FY 2005 REQUEST
PILLAR	APPROP.	LEGAL REQ.	REQ.	ALLOCATED AS OF SEPT. 30, 2002	OBLIG.	REQ.	ALLOCATED AS OF SEPT. 30, 2003	OBLIG.	REQ.	CWE/ APPROP.		

Air Force

Little Rock AFB												
CMS/CFI PHASE 1 ¹				\$2,200	\$984	\$984	\$0	\$0	\$0	\$0	\$0	\$0
	CM	O & M	RCRAC									
RCRA FACILITY INVESTIGATION PH 2 ²				\$2,200	\$1,200	\$1,200	\$0	\$0	\$0	\$0	\$0	\$0
	CM	O & M	RCRAC									
CFI PHASE 1				\$0	\$0	\$0	\$0	\$0	\$0	\$0	\$0	\$1,500
	CM	O & M	RCRAC									
Subtotal FY 2002				\$4,400	\$2,184	\$2,184						
Subtotal FY 2003							\$0	\$0	\$0			
Subtotal FY 2004										\$0	\$0	\$1,500
¹ Physically and fiscally complete.												
² Phase 1 and Phase 2 were reported as one project for FY 2002. Not complete; working RCRA Facility Investigation through EPA.												
Total LITTLE ROCK AFB				\$4,400	\$2,184	\$2,184	\$0	\$0	\$0	\$0	\$0	\$1,500

Air Force Total	\$4,400	\$2,184	\$2,184	\$0	\$0	\$0	\$0	\$0	\$0	\$0	\$1,500
------------------------	---------	---------	---------	-----	-----	-----	-----	-----	-----	-----	---------

ARKANSAS TOTAL	\$4,400	\$2,184	\$2,184	\$0	\$0	\$0	\$0	\$0	\$0	\$0	\$1,500
-----------------------	---------	---------	---------	-----	-----	-----	-----	-----	-----	-----	---------

	CALIFORNIA FY 2005 EQ Projects > \$ 1.5 Million				Projects	FY 2004 Request	FY 2004 Current Estimate	FY 2005 Request	
	FY 2005 EQ Project Dollars (\$000)				Army	2	\$1,600	\$0	\$4,600
					Navy	1	\$0	\$0	\$4,526
					Marine Corps	11	\$32,954	\$32,599	\$32,390
					Air Force	6	\$12,870	\$8,426	\$4,535
					DLA	0	\$0	\$0	\$0
					Total	20	\$47,424	\$41,025	\$46,051

PROJECT TITLE				FY 2002			FY 2003			FY 2004		FY 2005 REQUEST
PILLAR	APPROP.	LEGAL REQ.	REQ.	ALLOCATED AS OF SEPT. 30, 2002	OBLIG.	REQ.	ALLOCATED AS OF SEPT. 30, 2003	OBLIG.	REQ.	CWE/ APPROP.		

Army

Fort Irwin												
LANDFILL STUDY/DESIGN/CONSTRUCTION ¹				\$0	\$0	\$0	\$0	\$0	\$0	\$0	\$0	\$3,000
	CM	O & M	RCRAD									
Subtotal FY 2002				\$0	\$0	\$0						
Subtotal FY 2003							\$0	\$0	\$0			
Subtotal FY 2004									\$0	\$0		\$3,000
¹ Project not caught in FY 2002 data call; funds building of additional landfill cells as needed.												
Total FORT IRWIN				\$0	\$0	\$0	\$0	\$0	\$0	\$0	\$0	\$3,000

Camp Roberts Training Site ²												
ARSENIC RULE COMPLIANCE				\$0	\$0	\$0	\$0	\$0	\$0	\$1,600	\$0	\$1,600
	CM	O & M	SDWA									
Subtotal FY 2002				\$0	\$0	\$0						
Subtotal FY 2003							\$0	\$0	\$0			
Subtotal FY 2004									\$1,600	\$0		\$1,600
² Project not caught in FY 2002 data call; funds reduction of the naturally-occurring high arsenic levels to allowable levels.												
Total FORT IRWIN				\$0	\$0	\$0	\$0	\$0	\$0	\$1,600	\$0	\$1,600

Army Total				\$0	\$0	\$0	\$0	\$0	\$0	\$1,600	\$0	\$4,600
-------------------	--	--	--	-----	-----	-----	-----	-----	-----	---------	-----	---------

PROJECT TITLE				FY 2002			FY 2003			FY 2004		FY 2005 REQUEST
	PILLAR	APPROP.	LEGAL REQ.	REQ.	ALLOCATED AS OF SEPT. 30, 2002	OBLIG.	REQ.	ALLOCATED AS OF SEPT. 30, 2003	OBLIG.	REQ.	CWE/ APPROP.	

Navy

NAS North Island ³												
Combined Sewage and Industrial Waste Treatment Plant				\$1,550	\$1,421	\$1,421	\$0	\$0	\$0	\$0	\$0	\$0
	CM	MILCON	CWA									
Subtotal FY 2002				\$1,550	\$1,421	\$1,421						
Subtotal FY 2003							\$0	\$0	\$0			
Subtotal FY 2004										\$0	\$0	
³ Not included in FY 2002 submission.												
Total NAS North Island				\$1,550	\$1,421	\$1,421	\$0	\$0	\$0	\$0	\$0	\$0

CNRSW San Diego												
Stormwater High Risk Diversion				\$0	\$0	\$0	\$0	\$0	\$0	\$0	\$0	\$4,526
	CM	O&M	CWA									
Subtotal FY 2002				\$0	\$0	\$0						
Subtotal FY 2003							\$0	\$0	\$0			
Subtotal FY 2004										\$0	\$0	
Total CNRSW San Diego				\$0	\$0	\$0	\$0	\$0	\$0	\$0	\$0	\$4,526

Navy Total				\$1,550	\$1,421	\$1,421	\$0	\$0	\$0	\$0	\$0	\$4,526
-------------------	--	--	--	---------	---------	---------	-----	-----	-----	-----	-----	---------

PROJECT TITLE				FY 2002			FY 2003			FY 2004		FY 2005 REQUEST
	PILLAR	APPROP.	LEGAL REQ.	REQ.	ALLOCATED AS OF SEPT. 30, 2002	OBLIG.	REQ.	ALLOCATED AS OF SEPT. 30, 2003	OBLIG.	REQ.	CWE/ APPROP.	

Marine Corps

MAGFTC Twentynine Palms												
CONSTRUCT DRAINAGE CHANNELS, LANDFILL ⁴				\$1,683	\$0	\$0	\$0	\$0	\$0	\$0	\$0	\$0
	CM	O & M	RCRAD									
REPLACE SEWER MAIN SYSTEM ⁵				\$0	\$0	\$0	\$2,450	\$0	\$0	\$1,922	\$1,922	\$0
	CM	O & M	CWA									
REPAIR POTABLE WATER DISTRIBUTION SYSTEM ⁶				\$0	\$0	\$0	\$0	\$0	\$0	\$0	\$0	\$2,000
	CM	O & M	SDWA									
Subtotal FY 2002				\$1,683	\$0	\$0						
Subtotal FY 2003							\$2,450	\$0	\$0			
Subtotal FY 2004										\$1,922	\$1,922	\$2,000
<i>⁴ Project was delayed until FY 2002 and has since been cancelled.</i>												
<i>⁵ Late design and increased scope delayed project and required breaking project into phases</i>												
<i>⁶ Project required for SDWA compliance and CA Code of Regulations Title 22 compliance.</i>												
Total MAGFTC TWENTYNINE PALMS				\$1,683	\$0	\$0	\$2,450	\$0	\$0	\$1,922	\$1,922	\$2,000

MCAS Camp Pendleton												
REPAIR DRAINAGE SYSTEM, EAST ⁷				\$4,300	\$0	\$0	\$3,454	\$5,430	\$5,430	\$0	\$0	\$0
	CM	O & M	CWA									
Subtotal FY 2002				\$4,300	\$0	\$0						
Subtotal FY 2003							\$3,454	\$5,430	\$5,430			
Subtotal FY 2004										\$0	\$0	\$0
<i>⁷ Project scope was increased to eliminate future rework. Project complete.</i>												
Total MCAS CAMP PENDLETON				\$4,300	\$0	\$0	\$3,454	\$5,430	\$5,430	\$0	\$0	\$0

PROJECT TITLE				FY 2002			FY 2003			FY 2004		FY 2005 REQUEST
PILLAR	APPROP.	LEGAL REQ.	REQ.	ALLOCATED AS OF SEPT. 30, 2002	OBLIG.	REQ.	ALLOCATED AS OF SEPT. 30, 2003	OBLIG.	REQ.	CWE/ APPROP.		
MCB Camp Pendleton												
RAW WATER TRANSMISSION PIPE ⁸				\$11,060	\$7,717	\$7,714	\$0	\$0	\$0	\$0	\$0	
	CM	MILCON	SDWA									
TERTIARY SEWAGE TREATMENT (Phase I) ⁹				\$0	\$0	\$0	\$0	\$0	\$0	\$24,960	\$21,250	
	CM	MILCON	SDWA									
TERTIARY SEWAGE TREATMENT (Phase II) ⁹				\$0	\$0	\$0	\$0	\$0	\$0	\$0	\$25,690	
	CM	MILCON	SDWA									
WATER TREATMENT PLANT/RESEVOIR ¹⁰				\$0	\$0	\$0	\$12,000	\$8,088	\$7,841	\$0	\$0	
	CM	MILCON	SDWA									
REPAIR OIL/WATER SEPARATORS 20,22,25,26&33 ¹¹				\$2,957	\$0	\$0	\$2,957	\$4,814	\$4,814	\$0	\$0	
	CM	O&M	CWA									
REPAIR VEHICLE WASH OIL/WATER SEPARATORS 12, 13, AND 14 ¹²				\$0	\$0	\$0	\$0	\$1,496	\$1,496	\$0	\$0	
	CM	O&M	CWA									
INSTALL BACKFLOW PREVENTORS ¹³				\$0	\$119	\$0	\$0	\$0	\$0	\$329	\$549	
	PP	O&M	SDWA									
CONVERT VEHICLE WASH DISCHARGE SYSTEM TO RECYCLE ¹⁴				\$3,390	\$0	\$0	\$0	\$1,950	\$1,950	\$3,390	\$0	
	CM	O&M	CWA									

PROJECT TITLE				FY 2002			FY 2003			FY 2004		FY 2005 REQUEST
	PILLAR	APPROP.	LEGAL REQ.	REQ.	ALLOCATED AS OF SEPT. 30, 2002	OBLIG.	REQ.	ALLOCATED AS OF SEPT. 30, 2003	OBLIG.	REQ.	CWE/ APPROP.	
REPAIR/UPGRADE OIL/WATER SEPARATORS AND WASTEWATER PRETREATMENT SYSTEM ¹⁵				\$0	\$0	\$0	\$3,981	\$0	\$0	\$0	\$0	\$0
	CM	O&M	CWA									
INSTALL EMS TO STP AND PUMP STATIONS BASEWIDE ¹⁶				\$0	\$0	\$0	\$0	\$0	\$0	\$2,353	\$1,981	\$0
	CM	O&M	CWA									
STP 11 RECIRCULATION, DIGESTER COVER, HEAD WORKS, SLUDGE BEDS, INSTALL FLOW METER ¹⁷				\$0	\$0	\$0	\$0	\$0	\$0	\$0	\$1,785	\$0
	CM	O&M	CWA									
PS TO PUMP STATION ¹⁸				\$0	\$0	\$0	\$0	\$0	\$0	\$0	\$1,950	\$0
	CM	O&M	CWA									
REPAIR CL2 STATIONS, NORTH DIST. SYSTEM ¹⁹				\$0	\$0	\$0	\$0	\$0	\$0	\$0	\$1,644	\$0
	CM	O&M	SDWA									
REPAIR CL2 STATIONS, SOUTH DIST. SYSTEM ¹⁹				\$0	\$0	\$0	\$0	\$0	\$0	\$0	\$1,518	\$0
	CM	O&M	SDWA									
CRITICAL SEWER REPAIRS - TA 1,2,3,8,13 ²⁰				\$0	\$0	\$0	\$0	\$0	\$0	\$0	\$0	\$2,500
	CM	O&M	CWA									
LANDFILL LINERS 43 AREA ²¹				\$0	\$0	\$0	\$0	\$0	\$0	\$0	\$0	\$2,200
	CM	O&M	RCRAD									
Subtotal FY 2002				\$17,407	\$7,836	\$7,714						
Subtotal FY 2003							\$18,938	\$16,348	\$16,101			
Subtotal FY 2004										\$31,032	\$30,677	\$30,390
⁸ Required to meet SDWA standards - PBD-809 plus-up. Action complete.												
⁹ Required to meet CWA standards.												
¹⁰ Required to meet Safe Drinking Water standards. Action complete.												
¹¹ Revised government estimate due to increased capacity and equipment modernization. Action complete.												
¹² Oil/water separator effluent contributing to toxicity at sewage treatment plant. Project deferred to FY 2003 due to late design. Action complete.												
¹³ Scope reduced from replacing systems basewide to replacing one system. Project deferred to FY 2004 due to field investigations not being complete.												

PROJECT TITLE			FY 2002			FY 2003			FY 2004		FY 2005 REQUEST	
	PILLAR	APPROP.	LEGAL REQ.	REQ.	ALLOCATED AS OF SEPT. 30, 2002	OBLIG.	REQ.	ALLOCATED AS OF SEPT. 30, 2003	OBLIG.	REQ.		CWE/ APPROP.
¹⁴ Project combined with "repair/upgrade oil/water separator and wastewater pretreat system." Project expedited and executed in FY 2003. Action complete.												
¹⁵ Project incorporated into "Convert Vehicle Wash Discharge System to Recycle." Action complete.												
¹⁶ Required to address NOVs.												
¹⁷ Improvements to STP 11 required to allow plant to discharge in compliance with its Waste Discharge Permit requirements.												
¹⁸ Required to address collection system spills cited in CWA violations.												
¹⁹ Required to reduce disinfection byproducts levels to comply with SDWA requirements.												
²⁰ Required to comply with consent decree and FFCA for sewage collection system.												
²¹ Regulatory requirements mandate installation of a Leachate Collection and Removal System with liner to expand landfill capacity.												
Total MCB CAMP PENDLETON				\$17,407	\$7,836	\$7,714	\$18,938	\$16,348	\$16,101	\$31,032	\$30,677	\$30,390
Marine Corps Total				\$23,390	\$7,836	\$7,714	\$24,842	\$21,778	\$21,531	\$32,954	\$32,599	\$32,390

PROJECT TITLE				FY 2002			FY 2003			FY 2004		FY 2005 REQUEST
	PILLAR	APPROP.	LEGAL REQ.	REQ.	ALLOCATED AS OF SEPT. 30, 2002	OBLIG.	REQ.	ALLOCATED AS OF SEPT. 30, 2003	OBLIG.	REQ.	CWE/ APPROP.	

Air Force

Beale AFB												
REPAIR FLIGHTLINE WATERMAINS ²²				\$0	\$0	\$0	\$2,000	\$0	\$0	\$2,000	\$1,806	\$0
	CM	O & M	SDWA									
REPAIR MAINBASE WATERMAINS, SOUTH				\$2,700	\$2,978	\$2,978	\$0	\$0	\$0	\$0	\$0	\$0
	CM	O & M	SDWA									
REPAIR WATER MAINS J STREET ²³				\$0	\$0	\$0	\$0	\$0	\$0	\$2,500	\$0	\$4,535
	CM	O & M	SDWA									
REPAIR SEWER FOR INFLOW AND INFILTRATION				\$0	\$0	\$0	\$2,247	\$2,300	\$1,983	\$0	\$0	\$0
	CM	O & M	CWA									
REPAIR 3 MILION GALLON RESEVOIR TANK				\$1,532	\$1,532	\$1,532	\$0	\$0	\$0	\$0	\$0	\$0
	CM	O & M	SDWA									
Subtotal FY 2002				\$4,232	\$4,510	\$4,510						
Subtotal FY 2003							\$4,247	\$2,300	\$1,983			
Subtotal FY 2004										\$4,500	\$1,806	\$4,535
²² Funded in FY 2004.												
²³ Deferred to FY 2005.												
Total BEALE AFB				\$4,232	\$4,510	\$4,510	\$4,247	\$2,300	\$1,983	\$4,500	\$1,806	\$4,535

PROJECT TITLE				FY 2002			FY 2003			FY 2004		FY 2005 REQUEST
	PILLAR	APPROP.	LEGAL REQ.	REQ.	ALLOCATED AS OF SEPT. 30, 2002	OBLIG.	REQ.	ALLOCATED AS OF SEPT. 30, 2003	OBLIG.	REQ.	CWE/ APPROP.	

Edwards AFB												
SDWA IMPLEMENTATION ARSENIC TREATMENT - AFRL				\$0	\$0	\$0	\$0	\$0	\$0	\$2,470	\$2,470	\$0
	CM	O & M	SDWA									
SDWA IMPLEMENTATION ARSENIC TREATMENT - Phase I				\$0	\$0	\$0	\$0	\$0	\$0	\$4,150	\$4,150	\$0
	CM	O&M	SDWA									
Subtotal FY 2002				\$0	\$0	\$0						
Subtotal FY 2003							\$0	\$0	\$0			
Subtotal FY 2004										\$6,620	\$6,620	\$0
Total Edwards AFB				\$0	\$0	\$0	\$0	\$0	\$0	\$6,620	\$6,620	\$0

Vandenberg AFB												
INSTALL STORMWATER DRAINAGE				\$0	\$0	\$0	\$3,100	\$3,085	\$1,414	\$0	\$0	\$0
	CM	MILCON	CWA									
DISPOSAL OF HERITAGE PROGRAM HAZ WASTE ²⁴				\$0	\$0	\$0	\$0	\$0	\$0	\$1,750	\$0	\$0
	CM	O&M	RCRAC									
UPGRADE WATER DISTRIBUTION SYSTEM, PHASE 2				\$0	\$0	\$0	\$7,400	\$5,374	\$2,087	\$0	\$0	\$0
	CM	MILCON	SDWA									
CONSTRUCT PARTIAL LANDFILL CAP				\$0	\$0	\$0	\$0	\$0	\$0	\$0	\$0	\$3,500
	CM	O&M	RCRAD									
Subtotal FY 2002				\$0	\$0	\$0						
Subtotal FY 2003							\$10,500	\$8,459	\$3,501			
Subtotal FY 2004										\$1,750	\$0	\$0
²⁴ Originally programmed at \$1.75M to be funded by the Environmental Compliance (EC) Program. Funding responsibility has been transferred to the appropriate heritage system program.												
Total VANDENBERG AFB				\$0	\$0	\$0	\$10,500	\$8,459	\$3,501	\$1,750	\$0	\$0

Air Force Total	\$4,232	\$4,510	\$4,510	\$14,747	\$10,759	\$5,484	\$12,870	\$8,426	\$4,535
------------------------	---------	---------	---------	----------	----------	---------	----------	---------	---------

CALIFORNIA TOTAL	\$29,172	\$13,767	\$13,645	\$39,589	\$32,537	\$27,015	\$47,424	\$41,025	\$46,051
-------------------------	-----------------	-----------------	-----------------	-----------------	-----------------	-----------------	-----------------	-----------------	-----------------

COLORADO	FY 2004 EQ Projects > \$ 1.5 Million				Projects	FY 2004 Request	FY 2004 Current Estimate	FY 2005 Request	
	FY 2004 EQ Project Dollars (\$000)				Army	1	\$3,353	\$151	\$0
					Navy	0	\$0	\$0	\$0
					Marine Corps	0	\$0	\$0	\$0
					Air Force	2	\$6,200	\$6,200	\$0
					DLA	0	\$0	\$0	\$0
					Total	3	\$9,553	\$6,351	\$0

PROJECT TITLE				FY 2001			FY 2002			FY 2003		FY 2004 REQUEST
PILLAR	APPROP.	LEGAL REQ.	REQ.	ALLOCATED AS OF SEPT. 30, 2001	OBLIG.	REQ.	ALLOCATED AS OF SEPT. 30, 2002	OBLIG.	REQ.	CWE/ APPROP.		

Army


Fort Carson												
HW SITE INVESTIGATION (LANDFILL 1- SWMU 1) ¹				\$2,843	\$0	\$209	\$3,164	\$2,800	\$322	\$3,353	\$151	\$0
	CM	O & M	RCRAC									
Subtotal FY 2002				\$2,843	\$0	\$209						
Subtotal FY 2003							\$3,164	\$2,800	\$322			
Subtotal FY 2004										\$3,353	\$151	\$0
<i>¹ Project not caught in FY 2002 data call; will become a long-term monitoring project in FY 2009.</i>												
Total FORT CARSON				\$2,843	\$0	\$209	\$3,164	\$2,800	\$322	\$3,353	\$151	\$0

Army Total				\$2,843	\$0	\$209	\$3,164	\$2,800	\$322	\$3,353	\$151	\$0
-------------------	--	--	--	---------	-----	-------	---------	---------	-------	---------	-------	-----

PROJECT TITLE				FY 2001			FY 2002			FY 2003		FY 2004 REQUEST
	PILLAR	APPROP.	LEGAL REQ.	REQ.	ALLOCATED AS OF SEPT. 30, 2001	OBLIG.	REQ.	ALLOCATED AS OF SEPT. 30, 2002	OBLIG.	REQ.	CWE/ APPROP.	

Air Force

Buckley AFB												
HQ-BUCKLEY OFF-BASE ASBESTOS PHASE 1 ²				\$0	\$0	\$0	\$0	\$4,900	\$4,900	\$0	\$0	\$0
	CM	O&M	TSCA									
HQ-BUCKLEY OFF-BASE ASBESTOS PHASE 2				\$0	\$0	\$0	\$0	\$0	\$0	\$3,200	\$3,200	\$0
	CM	O&M	TSCA									
HQ-BUCKLEY ON-BASE ASBESTOS PHASE 1 ²				\$0	\$0	\$0	\$0	\$900	\$900	\$0	\$0	\$0
	CM	O&M	TSCA									
HQ-BUCKLEY ON-BASE ASBESTOS PHASE 2				\$0	\$0	\$0	\$0	\$0	\$0	\$3,000	\$3,000	\$0
	CM	O&M	TSCA									
Subtotal FY 2002				\$0	\$0	\$0						
Subtotal FY 2003							\$0	\$5,800	\$5,800			
Subtotal FY 2004										\$6,200	\$6,200	\$0
² Requirement not in FY 2003 President's Budget . Actual FY 2003 execution cost is smaller than working estimate in FY 2002 report.												
Total BUCKLEY AFB				\$0	\$0	\$0	\$0	\$5,800	\$5,800	\$6,200	\$6,200	\$0
Air Force Total				\$0	\$0	\$0	\$0	\$5,800	\$5,800	\$6,200	\$6,200	\$0
COLORADO TOTAL				\$0	\$0	\$0	\$0	\$5,800	\$5,800	\$6,200	\$6,200	\$0

 FLORIDA	FY 2005 EQ Projects > \$ 1.5 Million				Projects	FY 2004 Request	FY 2004 Current Estimate	FY 2005 Request	
	FY 2005 EQ Project Dollars (\$000)				Army	0	\$0	\$0	\$0
					Navy	1	\$1,500	\$0	\$0
					Marine Corps	0	\$0	\$0	\$0
					Air Force	0	\$0	\$0	\$0
					DLA	2	\$8,300	\$8,300	\$0
				Total	3	\$9,800	\$8,300	\$0	

PROJECT TITLE				FY 2002			FY 2003			FY 2004		FY 2005 REQUEST
PILLAR	APPROP.	LEGAL REQ.	REQ.	ALLOCATED AS OF SEPT. 30, 2002	OBLIG.	REQ.	ALLOCATED AS OF SEPT. 30, 2003	OBLIG.	REQ.	CWE/ APPROP.		

Navy

NADEP Jacksonville											
HANGAR 101 REPAIR AND UPGRADE ¹				\$0	\$0	\$0	\$2,000	\$0	\$0	\$0	\$0
CM	DWCF	CAA									
PHOTO-CATALYTIC OXIDATION ²				\$0	\$0	\$0	\$0	\$0	\$0	\$1,500	\$0
CM	DWCF	HW/CWA									
NAVAL ENVIRONMENTAL COMPLIANCE OPERATIONS MONITORING SYSTEM ³				\$0	\$0	\$1,700	\$0	\$0	\$0	\$0	\$0
CM	DWCF	MULTI									
Subtotal FY 2002				\$0	\$0	\$1,700					
Subtotal FY 2003							\$2,000	\$0	\$0		
Subtotal FY 2004										\$1,500	\$0
¹ Never an EQ project. Will be removed for FY 2004 report.											
² Project on hold pending feasibility assessment.											
³ Emergent requirement. Project complete.											
Total NADEP JACKSONVILLE				\$0	\$0	\$1,700	\$2,000	\$0	\$0	\$1,500	\$0

Navy Total				\$0	\$0	\$1,700	\$2,000	\$0	\$0	\$1,500	\$0
-------------------	--	--	--	-----	-----	---------	---------	-----	-----	---------	-----

PROJECT TITLE				FY 2002			FY 2003			FY 2004		FY 2005 REQUEST
	PILLAR	APPROP.	LEGAL REQ.	REQ.	ALLOCATED AS OF SEPT. 30, 2002	OBLIG.	REQ.	ALLOCATED AS OF SEPT. 30, 2003	OBLIG.	REQ.	CWE/ APPROP.	

Air Force

Patrick AFB												
CLEAN UP CONTAMINATED SKEET RANGE ⁴				\$2,500	\$0	\$0	\$0	\$0	\$0	\$0	\$0	\$0
	CM	O & M	RCRAC									
Subtotal FY 2002				\$2,500	\$0	\$0						
Subtotal FY 2003							\$0	\$0	\$0			
Subtotal FY 2004										\$0	\$0	\$0
⁴ Project executed in FY 2001 end-of-year program. Physically complete but not fiscally closed.												
Total PATRICK AFB				\$2,500	\$0	\$0	\$0	\$0	\$0	\$0	\$0	\$0


Air Force Total

DLA

Duke Field (Eglin AFB)												
REPLACE JET FUEL STORAGE COMPLEX ⁵				\$0	\$0	\$0	\$0	\$0	\$0	\$4,800	\$4,800	\$0
	CM	MILCON	CWA									
REPLACE FUEL PIER (Hurlburt Field) ⁵				\$0	\$0	\$0	\$0	\$0	\$0	\$3,500	\$3,500	\$0
	CM	MILCON	CAA									
Subtotal FY 2002				\$0	\$0	\$0						
Subtotal FY 2003							\$0	\$0	\$0			
Subtotal FY 2004										\$8,300	\$8,300	\$0
⁵ New project.												
Total DUKE FIELD (EGLIN AFB)				\$0	\$0	\$0	\$0	\$0	\$0	\$8,300	\$8,300	\$0

DLA Total

FLORIDA TOTAL

GEORGIA 	FY 2005 EQ Projects > \$ 1.5 Million			Projects	FY 2004 Request	FY 2004 Current Estimate	FY 2005 Request	
	FY 2005 EQ Project Dollars (\$000)			Army	5	\$3,900	\$900	\$8,500
				Navy	0	\$0	\$0	\$0
				Marine Corps	0	\$0	\$0	\$0
				Air Force	0	\$0	\$0	\$0
				DLA	0	\$0	\$0	\$0
			Total	5	\$3,900	\$900	\$8,500	

PROJECT TITLE				FY 2002			FY 2003			FY 2004		FY 2005 REQUEST
	PILLAR	APPROP.	LEGAL REQ.	REQ.	ALLOCATED AS OF SEPT. 30, 2002	OBLIG.	REQ.	ALLOCATED AS OF SEPT. 30, 2003	OBLIG.	REQ.	CWE/ APPROP.	

Army

Fort Stewart												
CAP AT INDUSTRIAL WASTEWATER TREATMENT PLANT (SWMU 18) ¹				\$3,000	\$800	\$175	\$1,630	\$300	\$160	\$0	\$0	\$0
	CM	O & M	RCRAC									
SYNTHETIC LANDFILL CAP ²				\$0	\$0	\$0	\$3,000	\$0	\$0	\$3,000	\$0	\$3,000
	CM	O & M	RCRAD									
Subtotal FY 2002				\$3,000	\$800	\$175						
Subtotal FY 2003							\$4,630	\$300	\$160			
Subtotal FY 2004										\$3,000	\$0	\$3,000
¹ Installation year-end funding was made available to award critical rehab contracts in FY 2003. The FY 2004 request represents work that remains to be completed.												
² Project not caught in last year's data call; installs final cover to post sanitary landfill. Fort Stewart is actively negotiating with the state on postponement of the cell closure until the overall site closure.												
Total FORT STEWART				\$3,000	\$800	\$175	\$4,630	\$300	\$160	\$3,000	\$0	\$3,000

PROJECT TITLE				FY 2002			FY 2003			FY 2004		FY 2005 REQUEST
	PILLAR	APPROP.	LEGAL REQ.	REQ.	ALLOCATED AS OF SEPT. 30, 2002	OBLIG.	REQ.	ALLOCATED AS OF SEPT. 30, 2003	OBLIG.	REQ.	CWE/ APPROP.	
Fort Gordon												
SDWA PERMIT CONSTRUCTION (CLEARWELL UPGRADE) ³				\$0	\$0	\$0	\$0	\$0	\$0	\$0	\$0	\$2,300
	CM	O & M	SDWA									
SDWA PERMIT CONSTRUCTION (TTHM/HAA5 COMPLIANCE) ⁴				\$0	\$0	\$0	\$0	\$0	\$0	\$0	\$0	\$1,700
	CM	O & M	SDWA									
Subtotal FY 2002				\$0	\$0	\$0						
Subtotal FY 2003							\$0	\$0	\$0			
Subtotal FY 2004										\$0	\$0	\$4,000
³ Project to upgrade drinking water storage tanks.												
⁴ Project to upgrade drinking water disinfection process. New project narrative too late for 2004 Submission. Request was for 2005.												
Total FORT GORDON				\$0	\$0	\$0	\$0	\$0	\$0	\$0	\$0	\$4,000
Fort Benning												
HW SITE INVESTIGATION (GROUP 2 SITES) ⁵				\$60	\$60	\$0	\$840	\$815	\$815	\$900	\$900	\$1,500
	CM	O & M	RCRAC									
Subtotal FY 2002				\$60	\$60	\$0						
Subtotal FY 2003							\$840	\$815	\$815			
Subtotal FY 2004										\$900	\$900	\$1,500
⁵ New project to investigate and cleanup SWMUs.												
Total FORT BENNING				\$60	\$60	\$0	\$840	\$815	\$815	\$900	\$900	\$1,500
Army Total				\$3,060	\$860	\$175	\$5,470	\$1,115	\$975	\$3,900	\$900	\$8,500

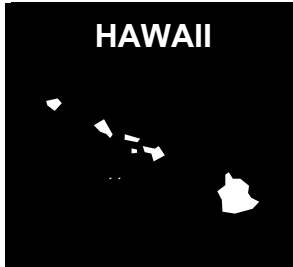
PROJECT TITLE				FY 2002			FY 2003			FY 2004		FY 2005 REQUEST
	PILLAR	APPROP.	LEGAL REQ.	REQ.	ALLOCATED AS OF SEPT. 30, 2002	OBLIG.	REQ.	ALLOCATED AS OF SEPT. 30, 2003	OBLIG.	REQ.	CWE/ APPROP.	

Air Force

Robins AFB												
FIRE TRAINING FACILITY				\$3,800	\$3,701	\$3,267	\$0	\$0	\$0	\$0	\$0	\$0
	CM	MILCON	CWA									
Subtotal FY 2002				\$3,800	\$3,701	\$3,267						
Subtotal FY 2003							\$0	\$0	\$0			
Subtotal FY 2004										\$0	\$0	\$0
Total ROBINS AFB				\$3,800	\$3,701	\$3,267	\$0	\$0	\$0	\$0	\$0	\$0

Air Force Total

GEORGIA TOTAL

	FY 2005 EQ Projects > \$ 1.5 Million		Projects	FY 2004 Request	FY 2004 Current Estimate	FY 2005 Request	
	FY 2005 EQ Project Dollars (\$000)		Army	0	\$7,200	\$0	\$0
			Navy	0	\$0	\$0	\$0
			Marine Corps	0	\$0	\$0	\$0
			Air Force	0	\$0	\$0	\$0
			DLA	0	\$0	\$0	\$0
			Total	0	\$7,200	\$0	\$0

PROJECT TITLE				FY 2002			FY 2003			FY 2004		FY 2005 REQUEST
PILLAR	APPROP.	LEGAL REQ.	REQ.	ALLOCATED AS OF SEPT. 30, 2002	OBLIG.	REQ.	ALLOCATED AS OF SEPT. 30, 2003	OBLIG.	REQ.	CWE/ APPROP.		

Army

Makua Military Reservation												
SECTION 7 MITIGATIVE ACTIONS FOR CONTINUED TRAINING ¹				\$7,500	\$500	\$1,407	\$1,185	\$5,905	\$0	\$5,345	\$0	\$0
	CO	O & M	ESA									
Subtotal FY 2002				\$7,500	\$500	\$1,407						
Subtotal FY 2003							\$1,185	\$5,905	\$0			
Subtotal FY 2004										\$5,345	\$0	\$0
¹ Project was determined to be a recurring requirement, not a true project.												
Total MAKUA MILITARY RESERVATION				\$7,500	\$500	\$1,407	\$1,185	\$5,905	\$0	\$5,345	\$0	\$0

PROJECT TITLE				FY 2002			FY 2003			FY 2004		FY 2005 REQUEST
	PILLAR	APPROP.	LEGAL REQ.	REQ.	ALLOCATED AS OF SEPT. 30, 2002	OBLIG.	REQ.	ALLOCATED AS OF SEPT. 30, 2003	OBLIG.	REQ.	CWE/ APPROP.	

Pohakuloa Training Area												
SECTION 7 MITIGATIVE ACTIONS FOR CONTINUED TRAINING ¹				\$0	\$0	\$383	\$500	\$1,510	\$0	\$1,855	\$0	\$0
	CO	O & M	ESA									
Subtotal FY 2002				\$0	\$0	\$383						
Subtotal FY 2003							\$500	\$1,510	\$0			
Subtotal FY 2004										\$1,855	\$0	\$0
Total POHAKULOA TRAINING AREA				\$0	\$0	\$383	\$500	\$1,510	\$0	\$1,855	\$0	\$0

Schofield Barracks Military Reservation												
UPGRADE TREATMENT TO MEET EFFLUENT STANDARDS ³				\$0	\$0	\$0	\$35,000	\$0	\$0	\$0	\$0	\$0
	CM	MILCON	CWA									
Subtotal FY 2002				\$0	\$0	\$0						
Subtotal FY 2003							\$35,000	\$0	\$0			
Subtotal FY 2004										\$0	\$0	\$0
³ Treatment plant privatized 30 Dec 2003 - Aqua Water Services Co.												
Total SCHOFIELD BARRACKS MILITARY RESERVATION				\$0	\$0	\$0	\$35,000	\$0	\$0	\$0	\$0	\$0

Army Total				\$7,500	\$500	\$1,790	\$36,685	\$7,415	\$0	\$7,200	\$0	\$0
-------------------	--	--	--	---------	-------	---------	----------	---------	-----	---------	-----	-----


PROJECT TITLE				FY 2002			FY 2003			FY 2004		FY 2005 REQUEST
	PILLAR	APPROP.	LEGAL REQ.	REQ.	ALLOCATED AS OF SEPT. 30, 2002	OBLIG.	REQ.	ALLOCATED AS OF SEPT. 30, 2003	OBLIG.	REQ.	CWE/ APPROP.	

Marine Corps

MCB Hawaii											
UPGRADE WATER RECLAMATION FACILITY ⁴				\$0	\$205	\$205	\$3,680	\$0	\$0	\$0	\$0
	CM	O & M	CWA								
Subtotal FY 2002				\$0	\$205	\$205					
Subtotal FY 2003							\$3,680	\$0	\$0		
Subtotal FY 2004										\$0	\$0
⁴ Sewage treatment plant under study for privatization. Critical repairs made to facility in FY 2002 delayed immediate need for upgrade. Project complete, action complete.											
Total MCB HAWAII				\$0	\$205	\$205	\$3,680	\$0	\$0	\$0	\$0

Marine Corps Total				\$0	\$205	\$205	\$3,680	\$0	\$0	\$0	\$0
---------------------------	--	--	--	-----	-------	-------	---------	-----	-----	-----	-----

HAWAII TOTAL				\$7,500	\$705	\$1,995	\$40,365	\$7,415	\$0	\$7,200	\$0
---------------------	--	--	--	----------------	--------------	----------------	-----------------	----------------	------------	----------------	------------

	IDAHO		FY 2005 EQ Projects > \$ 1.5 Million			Projects	FY 2004 Request	FY 2004 Current Estimate	FY 2005 Request
	FY 2005 EQ Project Dollars (\$000)			Army	0	\$0	\$0	\$0	
				Navy	0	\$0	\$0	\$0	
				Marine Corps	0	\$0	\$0	\$0	
				Air Force	1	\$2,000	\$0	\$0	
				DLA	0	\$0	\$0	\$0	
			Total	1	\$2,000	\$0	\$0		


PROJECT TITLE				FY 2002			FY 2003			FY 2004		FY 2005 REQUEST
PILLAR	APPROP.	LEGAL REQ.	REQ.	ALLOCATED AS OF SEPT. 30, 2002	OBLIG.	REQ.	ALLOCATED AS OF SEPT. 30, 2003	OBLIG.	REQ.	CWE/ APPROP.		

Air Force

Mountain Home AFB												
EMISSION CONTROL ENGINE TESTS ¹				\$0	\$0	\$0	\$0	\$0	\$0	\$2,000	\$0	\$0
	CO	O & M	CA									
Subtotal FY 2002				\$0	\$0	\$0						
Subtotal FY 2003							\$0	\$0	\$0			
Subtotal FY 2004										\$2,000	\$0	\$0
¹ Project cancelled.												
Total MOUNTAIN HOME AFB				\$0	\$0	\$0	\$0	\$0	\$0	\$2,000	\$0	\$0

Air Force Total				\$0	\$0	\$0	\$0	\$0	\$0	\$2,000	\$0	\$0
------------------------	--	--	--	-----	-----	-----	-----	-----	-----	---------	-----	-----

IDAHO TOTAL				\$0	\$0	\$0	\$0	\$0	\$0	\$2,000	\$0	\$0
--------------------	--	--	--	-----	-----	-----	-----	-----	-----	---------	-----	-----

	FY 2005 EQ Projects > \$ 1.5 Million				Projects	FY 2004 Request	FY 2004 Current Estimate	FY 2005 Request	
	FY 2005 EQ Project Dollars (\$000)				Army	0	\$0	\$0	\$0
					Navy	0	\$0	\$0	\$0
					Marine Corps	0	\$0	\$0	\$0
					Air Force	0	\$0	\$0	\$0
					DLA	0	\$0	\$0	\$0
				Total	0	\$0	\$0	\$0	


PROJECT TITLE				FY 2002			FY 2003			FY 2004		FY 2005 REQUEST
PILLAR	APPROP.	LEGAL REQ.	REQ.	ALLOCATED AS OF SEPT. 30, 2002	OBLIG.	REQ.	ALLOCATED AS OF SEPT. 30, 2003	OBLIG.	REQ.	CWE/ APPROP.		

Air Force

Multiple Installations												
INFLOW/INFILTRATION STUDY AND DESIGN				\$0	\$0	\$0	\$0	\$2,100	\$2,100	\$0	\$0	\$0
	CM	O & M	CWA/SDWA									
Subtotal FY 2002				\$0	\$0	\$0						
Subtotal FY 2003							\$0	\$2,100	\$2,100			
Subtotal FY 2004										\$0	\$0	\$0
Total MULTIPLE INSTALLATIONS				\$0	\$0	\$0	\$0	\$2,100	\$2,100	\$0	\$0	\$0

Air Force Total				\$0	\$0	\$0	\$0	\$2,100	\$2,100	\$0	\$0	\$0
------------------------	--	--	--	-----	-----	-----	-----	---------	---------	-----	-----	-----

ILLINOIS TOTAL				\$0	\$0	\$0	\$0	\$2,100	\$2,100	\$0	\$0	\$0
-----------------------	--	--	--	-----	-----	-----	-----	---------	---------	-----	-----	-----

IOWA 	FY 2005 EQ Projects > \$ 1.5 Million		Projects	FY 2004 Request	FY 2004 Current Estimate	FY 2005 Request	
	FY 2005 EQ Project Dollars (\$000)		Army	0	\$0	\$0	\$0
			Navy	0	\$0	\$0	\$0
			Marine Corps	0	\$0	\$0	\$0
			Air Force	0	\$0	\$0	\$0
			DLA	0	\$0	\$0	\$0
			Total	0	\$0	\$0	\$0


PROJECT TITLE				FY 2002			FY 2003			FY 2004		FY 2005 REQUEST
	PILLAR	APPROP.	LEGAL REQ.	REQ.	ALLOCATED AS OF SEPT. 30, 2002	OBLIG.	REQ.	ALLOCATED AS OF SEPT. 30, 2003	OBLIG.	REQ.	CWE/ APPROP.	

Army

Iowa Army Ammunition Plant												
SEWER REHABILITATION CONTINUATION ¹				\$2,911	\$3,885	\$3,885	\$4,218	\$4,218	\$4,218	\$0	\$0	\$0
	CM	PAA-PBS	CWA									
Subtotal FY 2001				\$2,911	\$3,885	\$3,885						
Subtotal FY 2002							\$4,218	\$4,218	\$4,218			
Subtotal FY 2003										\$0	\$0	\$0
¹ Completion now expected in CY 2004, delayed due to radiological concerns.												
Total IOWA ARMY AMMUNITION PLANT				\$2,911	\$3,885	\$3,885	\$4,218	\$4,218	\$4,218	\$0	\$0	\$0

Army Total				\$2,911	\$3,885	\$3,885	\$4,218	\$4,218	\$4,218	\$0	\$0	\$0
-------------------	--	--	--	---------	---------	---------	---------	---------	---------	-----	-----	-----

IOWA TOTAL				\$2,911	\$3,885	\$3,885	\$4,218	\$4,218	\$4,218	\$0	\$0	\$0
-------------------	--	--	--	---------	---------	---------	---------	---------	---------	-----	-----	-----

KANSAS 	FY 2005 EQ Projects > \$ 1.5 Million			Projects	FY 2004 Request	FY 2004 Current Estimate	FY 2005 Request	
	FY 2005 EQ Project Dollars (\$000)			Army	0	\$0	\$0	\$0
				Navy	0	\$0	\$0	\$0
				Marine Corps	0	\$0	\$0	\$0
				Air Force	0	\$0	\$0	\$0
				DLA	0	\$0	\$0	\$0
				Total	0	\$0	\$0	\$0

PROJECT TITLE				FY 2002			FY 2003			FY 2004		FY 2005 REQUEST
	PILLAR	APPROP.	LEGAL REQ.	REQ.	ALLOCATED AS OF SEPT. 30, 2002	OBLIG.	REQ.	ALLOCATED AS OF SEPT. 30, 2003	OBLIG.	REQ.	CWE/ APPROP.	

Army

Fort Riley												
WASTEWATER TREATMENT PLANT ¹				\$0	\$26,000	\$20,663	\$0	\$0	\$0	\$0	\$0	\$0
	CM	MILCON	CWA									
DEPAINTING AND PAINT BOOTH - BLDG 8100 ²				\$0	\$0	\$0	\$1,500	\$0	\$0	\$0	\$0	\$0
	CM	MILCON	CWA									
Subtotal FY 2002				\$0	\$26,000	\$20,663						
Subtotal FY 2003							\$1,500	\$0	\$0			
Subtotal FY 2004										\$0	\$0	\$0
¹ Contract awarded Sept 2002, anticipate completion by FY 2004.												
² Project not caught in last year's data call; will build new paint booth building.												
Total FORT RILEY				\$0	\$26,000	\$20,663	\$1,500	\$0	\$0	\$0	\$0	\$0

Army Total				\$0	\$26,000	\$20,663	\$1,500	\$0	\$0	\$0	\$0	\$0
-------------------	--	--	--	-----	----------	----------	---------	-----	-----	-----	-----	-----


Air Force

McConnell AFB

REPAIR SEWAGE LIFT STATION				\$0	\$2,700	\$2,700	\$0	\$0	\$0	\$0	\$0	\$0
	CM	O&M	CWA									
Subtotal FY 2002				\$0	\$2,700	\$2,700						
Subtotal FY 2003							\$0	\$0	\$0			
Subtotal FY 2004										\$0	\$0	\$0
Total McConnell AFB				\$0	\$2,700	\$2,700	\$0	\$0	\$0	\$0	\$0	\$0

Air Force Total				\$0	\$2,700	\$2,700	\$0	\$0	\$0	\$0	\$0	\$0
------------------------	--	--	--	-----	---------	---------	-----	-----	-----	-----	-----	-----

KANSAS TOTAL				\$0	\$28,700	\$23,363	\$1,500	\$0	\$0	\$0	\$0	\$0
---------------------	--	--	--	------------	-----------------	-----------------	----------------	------------	------------	------------	------------	------------


 KENTUCKY	FY 2005 EQ Projects > \$ 1.5 Million				Projects	FY 2004 Request	FY 2004 Current Estimate	FY 2005 Request	
	FY 2005 EQ Project Dollars (\$000)				Army	2	\$1,011	\$861	\$740
					Navy	0	\$0	\$0	\$0
					Marine Corps	0	\$0	\$0	\$0
					Air Force	0	\$0	\$0	\$0
					DLA	0	\$0	\$0	\$0
					Total	2	\$1,011	\$861	\$740

PROJECT TITLE				FY 2002			FY 2003			FY 2004		FY 2005 REQUEST
PILLAR	APPROP.	LEGAL REQ.	REQ.	ALLOCATED AS OF SEPT. 30, 2002	OBLIG.	REQ.	ALLOCATED AS OF SEPT. 30, 2003	OBLIG.	REQ.	CWE/ APPROP.		

Army

Fort Campbell												
LANDFILL RESTORATION AND COMPLIANCE ¹				\$1,779	\$1,779	\$1,779	\$230	\$200	\$230	\$511	\$361	\$240
	CM	O & M	RCRAC									
Subtotal FY 2002				\$1,779	\$1,779	\$1,779						
Subtotal FY 2003							\$230	\$200	\$230			
Subtotal FY 2004										\$511	\$361	\$240
¹ Project title changed, will become recurring requirement in 2005 and will be dropped from list.												
Total FORT CAMPBELL				\$1,779	\$1,779	\$1,779	\$230	\$200	\$230	\$511	\$361	\$240

PROJECT TITLE				FY 2002			FY 2003			FY 2004		FY 2005 REQUEST
	PILLAR	APPROP.	LEGAL REQ.	REQ.	ALLOCATED AS OF SEPT. 30, 2002	OBLIG.	REQ.	ALLOCATED AS OF SEPT. 30, 2003	OBLIG.	REQ.	CWE/ APPROP.	
Fort Knox												
RCRAD CORRECTIVE ACTION (GLEN ROAD LANDFILL) ²				\$2,100	\$2,100	\$2,100	\$500	\$500	\$494	\$500	\$500	\$500
	CM	O & M	RCRAD									
Subtotal FY 2002				\$2,100	\$2,100	\$2,100						
Subtotal FY 2003							\$500	\$500	\$494			
Subtotal FY 2004										\$500	\$500	\$500
² Project title changed; funds corrective action plan for old landfill.												
Total FORT KNOX				\$2,100	\$2,100	\$2,100	\$500	\$500	\$494	\$500	\$500	\$500
Army Total				\$3,879	\$3,879	\$3,879	\$730	\$700	\$724	\$1,011	\$861	\$740
KENTUCKY TOTAL				\$3,879	\$3,879	\$3,879	\$730	\$700	\$724	\$1,011	\$861	\$740

 LOUISIANA	FY 2005 EQ Projects > \$ 1.5 Million				Projects	FY 2004 Request	FY 2004 Current Estimate	FY 2005 Request	
	FY 2005 EQ Project Dollars (\$000)				Army	2	\$2,200	\$200	\$280
					Navy	0	\$0	\$0	\$0
					Marine Corps	0	\$0	\$0	\$0
					Air Force	0	\$0	\$0	\$0
					DLA	0	\$0	\$0	\$0
					Total	2	\$2,200	\$200	\$280

PROJECT TITLE				FY 2002			FY 2003			FY 2004		FY 2005 REQUEST
PILLAR	APPROP.	LEGAL REQ.	REQ.	ALLOCATED AS OF SEPT. 30, 2002	OBLIG.	REQ.	ALLOCATED AS OF SEPT. 30, 2003	OBLIG.	REQ.	CWE/ APPROP.		

Army

Fort Polk												
UPGRADE OF SLUDGE HANDLING EQUIPMENT ¹				\$300	\$150	\$150	\$350	\$350	\$350	\$200	\$200	\$225
	CM	O & M	CWA									
UPGRADE OF SOUTH FORT WATER SYSTEM ²				\$4,000	\$0	\$0	\$4,000	\$0	\$0	\$2,000	\$0	\$55
	CM	O & M	SDWA									
Subtotal FY 2002				\$4,300	\$150	\$150						
Subtotal FY 2003							\$4,350	\$350	\$350			
Subtotal FY 2004										\$2,200	\$200	\$280
¹ Project will become a recurring, non-environmental project in FY 2006.												
² Not an environmental project. Project dropped.												
Total FORT POLK				\$4,300	\$150	\$150	\$4,350	\$350	\$350	\$2,200	\$200	\$280

Army Total				\$4,300	\$150	\$150	\$4,350	\$350	\$350	\$2,200	\$200	\$280
-------------------	--	--	--	---------	-------	-------	---------	-------	-------	---------	-------	-------

PROJECT TITLE				FY 2002			FY 2003			FY 2004		FY 2005 REQUEST
	PILLAR	APPROP.	LEGAL REQ.	REQ.	ALLOCATED AS OF SEPT. 30, 2002	OBLIG.	REQ.	ALLOCATED AS OF SEPT. 30, 2003	OBLIG.	REQ.	CWE/ APPROP.	

Navy

NAS New Orleans												
HAZARDOUS MATERIAL STORAGE FACILITY ²				\$0	\$0	\$0	\$2,690	\$2,640	\$2,534	\$0	\$0	\$0
	CM	MILCON	RCRAC									
Subtotal FY 2002				\$0	\$0	\$0						
Subtotal FY 2003							\$2,690	\$2,640	\$2,534			
Subtotal FY 2004										\$0	\$0	\$0
² Project completed.												
Total NAS NEW ORLEANS				\$0	\$0	\$0	\$5,380	\$5,280	\$5,068	\$0	\$0	\$0


Navy Total	\$0	\$0	\$0	\$5,380	\$5,280	\$5,068	\$0	\$0	\$0
-------------------	-----	-----	-----	---------	---------	---------	-----	-----	-----

DLA

NASJRB New Orleans												
REPLACE BULK FUEL STORAGE TANKS				\$0	\$0	\$0	\$9,500	\$9,500	\$11,049	\$0	\$0	\$0
	CM	MILCON	CWA									
Subtotal FY 2002				\$0	\$0	\$0						
Subtotal FY 2003							\$9,500	\$9,500	\$11,049			
Subtotal FY 2004										\$0	\$0	\$0
³ Higher bids than expected. Under construction - 35% complete.												
Total NASJRB NEW ORLEANS				\$0	\$0	\$0	\$9,500	\$9,500	\$11,049	\$0	\$0	\$0

DLA Total	\$0	\$0	\$0	\$9,500	\$9,500	\$11,049	\$0	\$0	\$0
------------------	-----	-----	-----	---------	---------	----------	-----	-----	-----

LOUISIANA TOTAL	\$4,300	\$150	\$150	\$19,230	\$15,130	\$16,467	\$2,200	\$200	\$280
------------------------	----------------	--------------	--------------	-----------------	-----------------	-----------------	----------------	--------------	--------------

	FY 2005 EQ Projects > \$ 1.5 Million				FY 2004 Request	FY 2004 Current Estimate		FY 2005 Request	FY 2005 Request
	FY 2005 EQ Project Dollars (\$000)				Army	0	\$0	\$0	\$0
					Navy	0	\$0	\$0	\$0
					Marine Corps	0	\$0	\$0	\$0
					Air Force	0	\$0	\$0	\$0
					DLA	0	\$0	\$0	\$0
				Total	0	\$0	\$0	\$0	


PROJECT TITLE				FY 2002			FY 2003			FY 2004		FY 2005 REQUEST
PILLAR	APPROP.	LEGAL REQ.	REQ.	ALLOCATED AS OF SEPT. 30, 2002	OBLIG.	REQ.	ALLOCATED AS OF SEPT. 30, 2003	OBLIG.	REQ.	CWE/ APPROP.		

Navy

Portsmouth Naval Shipyard												
SANITARY/CUT FUEL DISPOSAL AREA ¹				\$4,400	\$4,400	\$4,387	\$0	\$0	\$0	\$0	\$0	\$0
	CM	MILCON	CWA									
Subtotal FY 2002				\$4,400	\$4,400	\$4,387						
Subtotal FY 2003							\$0	\$0	\$0			
Subtotal FY 2004									\$0	\$0	\$0	
¹ Not included in FY 2002 report. ECD Sep 2005.												
Total PORTSMOUTH NAVAL SHIPYARD				\$4,400	\$4,400	\$4,387	\$0	\$0	\$0	\$0	\$0	\$0

Navy Total				\$4,400	\$4,400	\$4,387	\$0	\$0	\$0	\$0	\$0	\$0
-------------------	--	--	--	---------	---------	---------	-----	-----	-----	-----	-----	-----

MAINE TOTAL				\$4,400	\$4,400	\$4,387	\$0	\$0	\$0	\$0	\$0	\$0
--------------------	--	--	--	---------	---------	---------	-----	-----	-----	-----	-----	-----

MARYLAND 	FY 2005 EQ Projects > \$ 1.5 Million			FY 2004 Request	FY 2004 Current Estimate		FY 2005 Request	FY 2005 Request
	FY 2005 EQ Project Dollars (\$000)			Army	5	\$4,297	\$2,006	\$7,144
				Navy	0	\$0	\$0	\$0
				Marine Corps	0	\$0	\$0	\$0
				Air Force	0	\$0	\$0	\$0
				DLA	0	\$0	\$0	\$0
			Total	5	\$4,297	\$2,006	\$7,144	

PROJECT TITLE				FY 2002			FY 2003			FY 2004		FY 2005 REQUEST
	PILLAR	APPROP.	LEGAL REQ.	REQ.	ALLOCATED AS OF SEPT. 30, 2002	OBLIG.	REQ.	ALLOCATED AS OF SEPT. 30, 2003	OBLIG.	REQ.	CWE/ APPROP.	

Army

Aberdeen Proving Ground												
INSTALLATION BOUNDARY UXO CLEANUP ¹				\$2,000	\$1,268	\$2,000	\$3,423	\$2,489	\$2,489	\$2,000	\$0	\$0
	CM	O & M	RCRAC									
UPGRADE PERMITTED FACILITY ²				\$0	\$0	\$0	\$0	\$0	\$0	\$0	\$0	\$2,000
	CM	O & M	RCRAC									
Subtotal FY 2002				\$2,000	\$1,268	\$2,000						
Subtotal FY 2003							\$3,423	\$2,489	\$2,489			
Subtotal FY 2004										\$2,000	\$0	\$2,000
<i>¹ Project has been determined to be a UXO cleanup, not an environmental project.</i>												
<i>² Will bring two OB/OD RCRA interim sites into permitted status.</i>												
Total ABERDEEN PROVING GROUND				\$2,000	\$1,268	\$2,000	\$3,423	\$2,489	\$2,489	\$2,000	\$0	\$2,000

PROJECT TITLE				FY 2002			FY 2003			FY 2004		FY 2005 REQUEST
	PILLAR	APPROP.	LEGAL REQ.	REQ.	ALLOCATED AS OF SEPT. 30, 2002	OBLIG.	REQ.	ALLOCATED AS OF SEPT. 30, 2003	OBLIG.	REQ.	CWE/ APPROP.	

Army Environmental Center												
HSMS FUNCTIONAL SUSTAINMENT ³				\$0	\$0	\$2,624	\$0	\$0	\$291	\$291	\$0	\$0
	P2	O & M	RCRAC									
INSTALLATION SUSTAINABILITY PROGRAM ⁴				\$0	\$0	\$0	\$0	\$0	\$0	\$0	\$0	\$4,520
	P2	O & M	MULTI									
REGIONAL RANGE ASSESSMENT ⁵				\$2,286	\$0	\$0	\$2,200	\$0	\$0	\$2,006	\$2,006	\$624
	CM	O & M	MULTI									
Subtotal FY 2002				\$2,286	\$0	\$2,624						
Subtotal FY 2003							\$2,200	\$0	\$291			
Subtotal FY 2004										\$2,297	\$2,006	\$5,144
³ Project costs revised downward due to changed requirements.												
⁴ Will assist installations in meeting EO 13148.												
⁵ Project not caught in last year's datacall; will capture data to identify live fire training environmental impacts.												
Total ARMY ENVIRONMENTAL CENTER				\$2,286	\$0	\$2,624	\$2,200	\$0	\$291	\$2,297	\$2,006	\$5,144


Army Total	\$4,286	\$1,268	\$4,624	\$5,623	\$2,489	\$2,780	\$4,297	\$2,006	\$7,144
-------------------	---------	---------	---------	---------	---------	---------	---------	---------	---------

Air Force

Andrews AFB												
ALTER FIRE TRAINING FACILITY				\$1,750	\$1,866	\$1,799	\$0	\$0	\$0	\$0	\$0	\$0
	CM	MILCON	CWA									
Subtotal FY 2002				\$1,750	\$1,866	\$1,799						
Subtotal FY 2003							\$0	\$0	\$0			
Subtotal FY 2004										\$0	\$0	\$0
Total ANDREWS AFB				\$1,750	\$1,866	\$1,799	\$0	\$0	\$0	\$0	\$0	\$0

Air Force Total	\$1,750	\$1,866	\$1,799	\$0	\$0	\$0	\$0	\$0	\$0
------------------------	---------	---------	---------	-----	-----	-----	-----	-----	-----

MARYLAND TOTAL	\$6,036	\$3,134	\$6,423	\$5,623	\$2,489	\$2,780	\$4,297	\$2,006	\$7,144
-----------------------	---------	---------	---------	---------	---------	---------	---------	---------	---------

MASSACHUSETTS 	FY 2005 EQ Projects > \$ 1.5 Million		Projects	FY 2004 Request	FY 2004 Current Estimate	FY 2005 Request	
	FY 2005 EQ Project Dollars (\$000)		Army	1	\$62,500	\$50,346	\$38,722
			Navy	0	\$0	\$0	\$0
			Marine Corps	0	\$0	\$0	\$0
			Air Force	0	\$0	\$0	\$0
			DLA	0	\$0	\$0	\$0
		Total	1	\$62,500	\$50,346	\$38,722	

PROJECT TITLE				FY 2002			FY 2003			FY 2004		FY 2005 REQUEST
	PILLAR	APPROP.	LEGAL REQ.	REQ.	ALLOCATED AS OF SEPT. 30, 2002	OBLIG.	REQ.	ALLOCATED AS OF SEPT. 30, 2003	OBLIG.	REQ.	CWE/ APPROP.	

Army

Camp Edwards												
IMPACT AREA GROUNDWATER STUDY AND REMEDIATION ¹				\$38,900	\$21,459	\$250	\$52,183	\$52,183	\$52,183	\$62,500	\$50,346	\$38,722
	CM	O & M	SDWA									
Subtotal FY 2002				\$38,900	\$21,459	\$250						
Subtotal FY 2003							\$52,183	\$52,183	\$52,183			
Subtotal FY 2004										\$62,500	\$50,346	\$38,722
¹ Costs of meeting the requirements of 1 st and 3 rd Administrative Orders (AOs) are increasing due to new searches and finds, as well as the addition of a 4 th AO.												
Total CAMP EDWARDS				\$38,900	\$21,459	\$250	\$52,183	\$52,183	\$52,183	\$62,500	\$50,346	\$38,722

Army Total				\$38,900	\$21,459	\$250	\$52,183	\$52,183	\$52,183	\$62,500	\$50,346	\$38,722
-------------------	--	--	--	----------	----------	-------	----------	----------	----------	----------	----------	----------


PROJECT TITLE				FY 2002			FY 2003			FY 2004		FY 2005 REQUEST
	PILLAR	APPROP.	LEGAL REQ.	REQ.	ALLOCATED AS OF SEPT. 30, 2002	OBLIG.	REQ.	ALLOCATED AS OF SEPT. 30, 2003	OBLIG.	REQ.	CWE/ APPROP.	

Air Force

Hanscom AFB											
PROTECT/RESTORE HISTORIC PROPERTY ²				\$2,000	\$0	\$0	\$0	\$0	\$0	\$0	\$0
	CO	O & M	NHPA								
Subtotal FY 2002				\$2,000	\$0	\$0					
Subtotal FY 2003							\$0	\$0	\$0		
Subtotal FY 2004										\$0	\$0
² Deleted from the EQ program. Preparing FY 2006 MILCON submittal.											
Total HANSCOM AFB				\$2,000	\$0	\$0	\$0	\$0	\$0	\$0	\$0

Air Force Total				\$2,000	\$0	\$0	\$0	\$0	\$0	\$0	\$0
------------------------	--	--	--	---------	-----	-----	-----	-----	-----	-----	-----

MASSACHUSETTS TOTAL				\$40,900	\$21,459	\$250	\$52,183	\$52,183	\$52,183	\$62,500	\$50,346	\$38,722
----------------------------	--	--	--	----------	----------	-------	----------	----------	----------	----------	----------	----------

MISSISSIPPI 	FY 2005 EQ Projects > \$ 1.5 Million				Projects	FY 2004 Request	FY 2004 Current Estimate	FY 2005 Request	
	FY 2005 EQ Project Dollars (\$000)				Army	0	\$0	\$0	\$0
					Navy	0	\$0	\$0	\$0
					Marine Corps	0	\$0	\$0	\$0
					Air Force	0	\$0	\$0	\$0
					DLA	0	\$0	\$0	\$0
					Total	0	\$0	\$0	\$0


PROJECT TITLE				FY 2002			FY 2003			FY 2004		FY 2005 REQUEST
PILLAR	APPROP.	LEGAL REQ.	REQ.	ALLOCATED AS OF SEPT. 30, 2002	OBLIG.	REQ.	ALLOCATED AS OF SEPT. 30, 2003	OBLIG.	REQ.	CWE/ APPROP.		

Navy

CBC Gulfport												
INSTALL BACKFLOW PREVENTORS TO COMPLY WITH NEW REGULATIONS ¹				\$0	\$0	\$0	\$1,760	\$382	\$382	\$0	\$0	\$0
	CM	O & M	SDWA									
Subtotal FY 2002				\$0	\$0	\$0						
Subtotal FY 2003							\$1,760	\$382	\$382			
Subtotal FY 2004										\$0	\$0	\$0
<i>¹ Project no longer meets dollar threshold. Action complete.</i>												
Total CBC GULFPORT				\$0	\$0	\$0	\$1,760	\$382	\$382	\$0	\$0	\$0

Navy Total	\$0	\$0	\$0	\$1,760	\$382	\$382	\$0	\$0	\$0
-------------------	-----	-----	-----	---------	-------	-------	-----	-----	-----

MISSISSIPPI TOTAL	\$0	\$0	\$0	\$1,760	\$382	\$382	\$0	\$0	\$0
--------------------------	-----	-----	-----	---------	-------	-------	-----	-----	-----

MISSOURI 	FY 2005 EQ Projects > \$ 1.5 Million				Projects	FY 2004 Request	FY 2004 Current Estimate	FY 2005 Request	
	FY 2005 EQ Project Dollars (\$000)				Army	0	\$0	\$0	\$0
					Navy	0	\$0	\$0	\$0
					Marine Corps	0	\$0	\$0	\$0
					Air Force	0	\$0	\$0	\$0
					DLA	0	\$0	\$0	\$0
				Total**	0	\$2,232	\$0	\$0	


PROJECT TITLE				FY 2002			FY 2003			FY 2004		FY 2005 REQUEST
PILLAR	APPROP.	LEGAL REQ.	REQ.	ALLOCATED AS OF SEPT. 30, 2002	OBLIG.	REQ.	ALLOCATED AS OF SEPT. 30, 2003	OBLIG.	REQ.	CWE/ APPROP.		

NIMA

NIMA St. Louis ¹												
ENVIRONMENTAL BASELINE STUDIES INVESTIGATION				\$227	\$192	\$192	\$227	\$227	\$0	\$2,232	\$0	\$0
	CM	O & M	CERA									
Subtotal FY 2001				\$227	\$192	\$192						
Subtotal FY 2002							\$227	\$227	\$0			
Subtotal FY 2003										\$2,232	\$0	\$0
¹ The requirement has been turned over to the Air Force, and will be covered by the AF DERA program, with some remaining O&M work. Project will be deleted from list after this report.												
Total NIMA ST. LOUIS				\$227	\$192	\$192	\$227	\$227	\$0	\$2,232	\$0	\$0

NIMA Total				\$227	\$192	\$192	\$227	\$227	\$0	\$2,232	\$0	\$0
-------------------	--	--	--	-------	-------	-------	-------	-------	-----	---------	-----	-----

MISSOURI TOTAL				\$227	\$192	\$192	\$227	\$227	\$0	\$2,232	\$0	\$0
-----------------------	--	--	--	-------	-------	-------	-------	-------	-----	---------	-----	-----

	FY 2005 EQ Projects > \$ 1.5 Million		Projects	FY 2004 Request	FY 2004 Current Estimate	FY 2005 Request	
	FY 2005 EQ Project Dollars (\$000)		Army	0	\$0	\$0	\$0
			Navy	0	\$0	\$0	\$0
			Marine Corps	0	\$0	\$0	\$0
			Air Force	2	\$1,850	\$3,300	\$676
			DLA	0	\$0	\$0	\$0
		Total	2	\$1,850	\$3,300	\$676	


PROJECT TITLE				FY 2002			FY 2003			FY 2004		FY 2005 REQUEST
PILLAR	APPROP.	LEGAL REQ.	REQ.	ALLOCATED AS OF SEPT. 30, 2002	OBLIG.	REQ.	ALLOCATED AS OF SEPT. 30, 2003	OBLIG.	REQ.	CWE/ APPROP.		

Air Force

Malstrom AFB												
P2-SECONDARY CONTAINMENT CONSTRUCTION, MAF AND LF ¹				\$0	\$0	\$0	\$1,600	\$0	\$0	\$0	\$0	\$676
	P2	O & M	RCRAC									
P2-CONS COAL FIRED HEAT PLANT OPACITY+NOx and SO2 UPGRADE ²				\$0	\$0	\$0	\$0	\$0	\$0	\$1,850	\$3,300	\$0
	P2	O & M	CAA									
Subtotal FY 2002				\$0	\$0	\$0						
Subtotal FY 2003							\$1,600	\$0	\$0			
Subtotal FY 2004										\$1,850	\$3,300	\$676
¹ Reprogrammed new phased projects due to limited CE resources.												
² Original project combined with 2004 project resulting in additional cost and scope increases												
Total MALSTROM AFB				\$0	\$0	\$0	\$1,600	\$0	\$0	\$1,850	\$3,300	\$676

Air Force Total	\$0	\$0	\$0	\$1,600	\$0	\$0	\$1,850	\$3,300	\$676
------------------------	-----	-----	-----	---------	-----	-----	---------	---------	-------


MONTANA TOTAL	\$0	\$0	\$0	\$1,600	\$0	\$0	\$1,850	\$3,300	\$676
----------------------	-----	-----	-----	---------	-----	-----	---------	---------	-------

NEBRASKA 	FY 2005 EQ Projects > \$ 1.5 Million				Projects	FY 2004 Request	FY 2004 Current Estimate	FY 2005 Request	
	FY 2005 EQ Project Dollars (\$000)				Army	0	\$0	\$0	\$0
					Navy	0	\$0	\$0	\$0
					Marine Corps	0	\$0	\$0	\$0
					Air Force	2	\$1,410	\$960	\$1,500
					DLA	0	\$0	\$0	\$0
					Total	2	\$1,410	\$960	\$1,500

PROJECT TITLE				FY 2002			FY 2003			FY 2004		FY 2005 REQUEST
	PILLAR	APPROP.	LEGAL REQ.	REQ.	ALLOCATED AS OF SEPT. 30, 2002	OBLIG.	REQ.	ALLOCATED AS OF SEPT. 30, 2003	OBLIG.	REQ.	CWE/ APPROP.	

Air Force

Offutt AFB												
REPAIR SANITARY SEWER SERVICE, BASEWIDE ¹				\$0	\$0	\$0	\$0	\$1,775	\$1,790	\$0	\$0	\$0
	P2	O & M	CWA									
REPAIR SANITARY SEWER SERVICE, AREA 2 ¹				\$0	\$0	\$0	\$0	\$0	\$0	\$1,410	\$960	\$0
	P2	O & M	CWA									
REPAIR SANITARY SEWER SERVICE, AREA 3				\$0	\$0	\$0	\$0	\$0	\$0	\$0	\$0	\$1,500
	P2	O & M	CWA									
Subtotal FY 2002				\$0	\$0	\$0						
Subtotal FY 2003							\$0	\$1,775	\$1,790			
Subtotal FY 2004										\$1,410	\$960	\$1,500
¹ Inadvertantly listed as CM in FY 2002 report. Allocated and funded with P2 funds in FY 2004.												
Total OFFUTT AFB				\$0	\$0	\$0	\$0	\$1,775	\$1,790	\$1,410	\$960	\$1,500
Air Force Total				\$0	\$0	\$0	\$0	\$1,775	\$1,790	\$1,410	\$960	\$1,500
NEBRASKA TOTAL				\$0	\$0	\$0	\$0	\$1,775	\$1,790	\$1,410	\$960	\$1,500

NEVADA 	FY 2005 EQ Projects > \$ 1.5 Million			Projects	FY 2004 Request	FY 2004 Current Estimate	FY 2005 Request	
	FY 2005 EQ Project Dollars (\$000)			Army	0	\$0	\$0	\$0
				Navy	0	\$0	\$0	\$0
				Marine Corps	0	\$0	\$0	\$0
				Air Force	0	\$0	\$0	\$0
				DLA	0	\$0	\$0	\$0
			Total	0	\$0	\$0	\$0	


PROJECT TITLE				FY 2002			FY 2003			FY 2004		FY 2005 REQUEST
PILLAR	APPROP.	LEGAL REQ.	REQ.	ALLOCATED AS OF SEPT. 30, 2002	OBLIG.	REQ.	ALLOCATED AS OF SEPT. 30, 2003	OBLIG.	REQ.	CWE/ APPROP.		

Navy

NAS Fallon												
WATER TREATMENT CAPITAL IMPROVEMENTS ¹				\$6,084	\$6,150	\$6,150	\$0	\$0	\$0	\$0	\$0	\$0
	CM	MILCON	CWA									
Subtotal FY 2002				\$6,084	\$6,150	\$6,150						
Subtotal FY 2003							\$0	\$0	\$0			
Subtotal FY 2004										\$0	\$0	\$0
¹ Project completed.												
Total NAS FALLON				\$6,084	\$6,150	\$6,150	\$0	\$0	\$0	\$0	\$0	\$0

Navy Total				\$6,084	\$6,150	\$6,150	\$0	\$0	\$0	\$0	\$0	\$0
-------------------	--	--	--	---------	---------	---------	-----	-----	-----	-----	-----	-----

NEVADA TOTAL				\$6,084	\$6,150	\$6,150	\$0	\$0	\$0	\$0	\$0	\$0
---------------------	--	--	--	---------	---------	---------	-----	-----	-----	-----	-----	-----

 NEW JERSEY	FY 2005 EQ Projects > \$ 1.5 Million				Projects	FY 2004 Request	FY 2004 Current Estimate	FY 2005 Request	
	FY 2005 EQ Project Dollars (\$000)				Army	1	\$300	\$300	\$100
					Navy	0	\$0	\$0	\$0
					Marine Corps	0	\$0	\$0	\$0
					Air Force	0	\$0	\$0	\$0
					DLA	0	\$0	\$0	\$0
					Total	1	\$300	\$300	\$100


PROJECT TITLE				FY 2002			FY 2003			FY 2004		FY 2005 REQUEST
PILLAR	APPROP.	LEGAL REQ.	REQ.	ALLOCATED AS OF SEPT. 30, 2002	OBLIG.	REQ.	ALLOCATED AS OF SEPT. 30, 2003	OBLIG.	REQ.	CWE/ APPROP.		

Army

Fort Dix												
REMEDiate HANOVER LAKE OUTFALL STREAM SYSTEM ¹				\$1,791	\$1,791	\$1,791	\$500	\$500	\$55	\$300	\$300	\$100
	CM	O & M	CWA									
Subtotal FY 2002				\$1,791	\$1,791	\$1,791						
Subtotal FY 2003							\$500	\$500	\$55			
Subtotal FY 2004										\$300	\$300	\$100
Total FORT DIX				\$1,791	\$1,791	\$1,791	\$500	\$500	\$55	\$300	\$300	\$100

Army Total				\$1,791	\$1,791	\$1,791	\$500	\$500	\$55	\$300	\$300	\$100
-------------------	--	--	--	---------	---------	---------	-------	-------	------	-------	-------	-------

NEW JERSEY TOTAL				\$1,791	\$1,791	\$1,791	\$500	\$500	\$55	\$300	\$300	\$100
-------------------------	--	--	--	---------	---------	---------	-------	-------	------	-------	-------	-------

NEW MEXICO 	FY 2005 EQ Projects > \$ 1.5 Million				Projects	FY 2004 Request	FY 2004 Current Estimate	FY 2005 Request	
	FY 2005 EQ Project Dollars (\$000)				Army	0	\$0	\$0	\$0
					Navy	0	\$0	\$0	\$0
					Marine Corps	0	\$0	\$0	\$0
					Air Force	5	\$11,662	\$0	\$4,725
					DLA	0	\$0	\$0	\$0
				Total	5	\$11,662	\$0	\$4,725	


PROJECT TITLE				FY 2002			FY 2003			FY 2004		FY 2005 REQUEST
	PILLAR	APPROP.	LEGAL REQ.	REQ.	ALLOCATED AS OF SEPT. 30, 2002	OBLIG.	REQ.	ALLOCATED AS OF SEPT. 30, 2003	OBLIG.	REQ.	CWE/ APPROP.	

Air Force

Cannon AFB												
REPAIR SEWER MAINS/MANHOLES				\$1,300	\$1,586	\$1,586	\$0	\$0	\$0	\$0	\$0	\$0
	CM	O & M	CWA									
Subtotal FY 2002				\$1,300	\$1,586	\$1,586						
Subtotal FY 2003							\$0	\$0	\$0			
Subtotal FY 2004										\$0	\$0	\$0
Total CANNON AFB				\$1,300	\$1,586	\$1,586	\$0	\$0	\$0	\$0	\$0	\$0

PROJECT TITLE				FY 2002			FY 2003			FY 2004		FY 2005 REQUEST
	PILLAR	APPROP.	LEGAL REQ.	REQ.	ALLOCATED AS OF SEPT. 30, 2002	OBLIG.	REQ.	ALLOCATED AS OF SEPT. 30, 2003	OBLIG.	REQ.	CWE/ APPROP.	
Holloman AFB												
GERMAN AIR FORCE THREATENED/ENDANGERED SPECIES STUDIES: NEW MEXICO ¹				\$3,500	\$3,200	\$3,200	\$3,200	\$3,200	\$3,200	\$3,200	\$0	\$0
	CO	O & M	ESA									
MONITOR SPECIES, GAF II				\$0	\$0	\$0	\$0	\$0	\$0	\$0	\$0	\$3,200
	CO	O & M	ESA									
Subtotal FY 2002				\$3,500	\$3,200	\$3,200						
Subtotal FY 2003							\$3,200	\$3,200	\$3,200			
Subtotal FY 2004										\$3,200	\$0	\$3,200
¹ No request made for FY 2005. FY 2004 funding will carry through to FY 2005.												
Total HOLLOMAN AFB				\$3,500	\$3,200	\$3,200	\$3,200	\$3,200	\$3,200	\$3,200	\$0	\$3,200
Kirtland AFB												
CMI ACTION SS-78, DP-88, & ST-105 ²				\$0	\$0	\$0	\$1,500	\$1,500	\$990	\$0	\$0	\$0
	CM	O & M	RCRAC									
CMI ACTION SS-78, DP-88, & ST-105 ³				\$0	\$0	\$0	\$0	\$0	\$0	\$1,505	\$0	\$0
	CM	O & M	RCRAC									
ARSENIC TREATMENT SYSTEMS ⁴				\$0	\$0	\$0	\$0	\$0	\$0	\$6,957	\$0	\$0
	CM	MILCON	SDWA									
CMI ACTION, SWMU ST-109				\$0	\$0	\$0	\$0	\$0	\$0	\$0	\$0	\$1,525
	CM	O & M	RCRAC									
Subtotal FY 2002				\$0	\$0	\$0						
Subtotal FY 2003							\$1,500	\$1,500	\$990			
Subtotal FY 2004										\$8,462	\$0	\$1,525
² Reduced cost as result of low bid.												
³ This phase of corrective action deferred to outyear and scope reduced.												
⁴ Deleted from the EQ program. In FY 2004 MILCON program.												
Total KIRTLAND AFB				\$0	\$0	\$0	\$1,500	\$1,500	\$990	\$8,462	\$0	\$1,525

PROJECT TITLE				FY 2002			FY 2003			FY 2004		FY 2005 REQUEST
	PILLAR	APPROP.	LEGAL REQ.	REQ.	ALLOCATED AS OF SEPT. 30, 2002	OBLIG.	REQ.	ALLOCATED AS OF SEPT. 30, 2003	OBLIG.	REQ.	CWE/ APPROP.	
Melrose AFR												
EIAP MELROSE RANGE SUPERSONIC ⁴				\$0	\$0	\$0	\$0	\$1,500	\$1,500	\$0	\$0	\$0
	CO	O & M	NEPA									
Subtotal FY 2002				\$0	\$0	\$0						
Subtotal FY 2003							\$0	\$1,500	\$1,500	\$0	\$0	\$0
Subtotal FY 2004												
⁴ Emergent requirement in FY 2003.												
Total MELROSE AFR				\$0	\$0	\$0	\$0	\$1,500	\$1,500	\$0	\$0	\$0
Air Force Total				\$4,800	\$4,786	\$4,786	\$4,700	\$6,200	\$5,690	\$11,662	\$0	\$4,725
NEW MEXICO TOTAL				\$4,800	\$4,786	\$4,786	\$4,700	\$6,200	\$5,690	\$11,662	\$0	\$4,725

 NEW YORK	FY 2005 EQ Projects > \$ 1.5 Million				Projects	FY 2004 Request	FY 2004 Current Estimate	FY 2005 Request	
	FY 2005 EQ Project Dollars (\$000)				Army	2	\$4,525	\$0	\$4,525
					Navy	0	\$0	\$0	\$0
					Marine Corps	0	\$0	\$0	\$0
					Air Force	0	\$0	\$0	\$0
					DLA	0	\$0	\$0	\$0
				Total	2	\$4,525	\$0	\$4,525	


PROJECT TITLE				FY 2002			FY 2003			FY 2004		FY 2005 REQUEST
PILLAR	APPROP.	LEGAL REQ.	REQ.	ALLOCATED AS OF SEPT. 30, 2002	OBLIG.	REQ.	ALLOCATED AS OF SEPT. 30, 2003	OBLIG.	REQ.	CWE/ APPROP.		

Army

West Point												
SW LANDFILL CLOSURE (CRAGSTON) ¹				\$0	\$0	\$0	\$25	\$0	\$0	\$3,025	\$0	\$3,025
	CM	O & M	RCRAD									
NPDES INFLOW/INFILTRATION - SYSTEM EVALUATION AND REHABILITATION ²				\$0	\$0	\$0	\$0	\$0	\$0	\$1,500	\$0	\$1,500
	CM	O & M	RCRAD									
Subtotal FY 2002				\$0	\$0	\$0						
Subtotal FY 2003							\$25	\$0	\$0			
Subtotal FY 2004										\$4,525	\$0	\$4,525
¹ Project not caught in last year's datacall; funds final closure. Funding only required in FY 2004 or 2005 and becomes a longterm monitoring project in FY 2007.												
² Project not caught in last year's datacall; funds study and repair of infiltration and inflow problems that led to WWTP bypasses and NOVs.												
Total WEST POINT												

Army Total	\$0	\$0	\$0	\$25	\$0	\$0	\$4,525	\$0	\$4,525
-------------------	-----	-----	-----	------	-----	-----	---------	-----	---------

NEW YORK TOTAL	\$0	\$0	\$0	\$25	\$0	\$0	\$4,525	\$0	\$4,525
-----------------------	-----	-----	-----	------	-----	-----	---------	-----	---------

NORTH CAROLINA 	FY 2005 EQ Projects > \$ 1.5 Million				Projects	FY 2004 Request	FY 2004 Current Estimate	FY 2005 Request	
	FY 2005 EQ Project Dollars (\$000)				Army	0	\$0	\$0	\$0
					Navy	0	\$0	\$0	\$0
					Marine Corps	4	\$6,240	\$12,383	\$0
					Air Force	1	\$0	\$0	\$3,000
					DLA	1	\$0	\$0	\$22,700
				Total	6	\$6,240	\$12,383	\$25,700	

PROJECT TITLE				FY 2002			FY 2003			FY 2004		FY 2005 REQUEST
PILLAR	APPROP.	LEGAL REQ.	REQ.	ALLOCATED AS OF SEPT. 30, 2002	OBLIG.	REQ.	ALLOCATED AS OF SEPT. 30, 2003	OBLIG.	REQ.	CWE/ APPROP.		

Marine Corps

MCAS New River												
REPLACE WATER TREATMENT PLANT ¹				\$0	\$0	\$0	\$0	\$0	\$0	\$6,240	\$6,721	\$0
	CM	MILCON	SDWA									
Subtotal FY 2002				\$0	\$0	\$0						
Subtotal FY 2003						\$0	\$0	\$0				
Subtotal FY 2004									\$6,240	\$6,721	\$0	
¹ Required to meet SDWA standards.												
Total MCAS NEW RIVER				\$0	\$0	\$0	\$0	\$0	\$0	\$6,240	\$6,721	\$0

MCAS Cherry Point												
CONSTRUCT BIOLOGICAL NUTRIENT REMOVAL SYSTEM, PHASE 2 ²				\$1,812	\$0	\$0	\$1,812	\$0	\$0	\$0	\$2,008	\$0
	CM	O & M	CWA									
Subtotal FY 2002				\$1,812	\$0	\$0						
Subtotal FY 2003							\$1,812	\$0	\$0			
Subtotal FY 2004									\$0	\$2,008	\$0	
² Project delayed for rescoping												
Total MCAS CHERRY POINT				\$1,812	\$0	\$0	\$1,812	\$0	\$0	\$0	\$2,008	\$0

PROJECT TITLE				FY 2002			FY 2003			FY 2004		FY 2005 REQUEST
	PILLAR	APPROP.	LEGAL REQ.	REQ.	ALLOCATED AS OF SEPT. 30, 2002	OBLIG.	REQ.	ALLOCATED AS OF SEPT. 30, 2003	OBLIG.	REQ.	CWE/ APPROP.	

MCB Camp Lejeune												
LEJEUNE LANDFILL CELL ³				\$8,201	\$4,726	\$4,565	\$0	\$0	\$0	\$0	\$0	\$0
	CM	MILCON	RCRAD									
REPAIR/REPLACE MANHOLES/SEWAGE LINES, PARADISE POINT				\$2,978	\$0	\$0	\$2,978	\$3,138	\$3,138	\$0	\$0	\$0
	CM	O & M	CWA									
LCH POTABLE WATER MAIN ⁴				\$0	\$0	\$0	\$2,571	\$0	\$0	\$0	\$0	\$0
	CM	O & M	SDWA									
BULLET TRAPS AT SMALL ARMS RANGE ⁵				\$0	\$0	\$0	\$1,800	\$822	\$822	\$0	\$1,054	\$0
	PP	O & M	RCRAC									
UPGRADE ASH HANDLING SYSTEM ⁶				\$0	\$0	\$0	\$1,612	\$1,039	\$1,039	\$0	\$0	\$0
	CM	O & M	CAA									
MODIFY CAMP LEJUNE WWTP SCADA SYSTEM ⁷				\$0	\$0	\$0	\$0	\$0	\$0	\$0	\$2,600	\$0
	CM	O & M	CWA									
Subtotal FY 2002				\$11,179	\$4,726	\$4,565						
Subtotal FY 2003							\$8,961	\$4,999	\$4,999			
Subtotal FY 2004										\$0	\$3,654	\$0
³ Required to meet municipal solid waste landfill requirements. Action complete.												
⁴ Requirement incorporated into MILCON housing project. Project cancelled, action complete.												
⁵ Project split into two phases. Phase I executed in FY 2003, Phase II scheduled for FY 2004.												
⁶ Bid lower than original government estimate. Action complete.												
⁷ Required for CWA compliance.												
Total MCB CAMP LEJEUNE				\$11,179	\$4,726	\$4,565	\$8,961	\$4,999	\$4,999	\$0	\$3,654	\$0

Marine Corps Total				\$12,991	\$4,726	\$4,565	\$10,773	\$4,999	\$4,999	\$6,240	\$12,383	\$0
---------------------------	--	--	--	----------	---------	---------	----------	---------	---------	---------	----------	-----

PROJECT TITLE				FY 2002			FY 2003			FY 2004		FY 2005 REQUEST
	PILLAR	APPROP.	LEGAL REQ.	REQ.	ALLOCATED AS OF SEPT. 30, 2002	OBLIG.	REQ.	ALLOCATED AS OF SEPT. 30, 2003	OBLIG.	REQ.	CWE/ APPROP.	

Air Force

Pope AFB												
TEST AND DISPOSE OF CONTAMINATED SOIL IN OUTLOAD ENHANCEMENT AREA ⁸				\$0	\$0	\$0	\$1,500	\$300	\$30	\$0	\$0	\$0
	CM	O & M	RCRAC									
Subtotal FY 2002				\$0	\$0	\$0						
Subtotal FY 2003							\$1,500	\$300	\$30			
Subtotal FY 2004										\$0	\$0	\$0
⁸ Project awarded for less than \$1.5M												
Total POPE AFB				\$0	\$0	\$0	\$1,500	\$300	\$30	\$0	\$0	\$0

Seymour Johnson AFB												
REPAIR NONCOMPLIANT WATER MAIN P3				\$0	\$0	\$0	\$0	\$0	\$0	\$0	\$0	\$3,000
	CM	O & M	SDWA									
Subtotal FY 2002				\$0	\$0	\$0						
Subtotal FY 2003							\$0	\$0	\$0			
Subtotal FY 2004										\$0	\$0	\$3,000
Total SEYMOUR JOHNSON AFB				\$0	\$0	\$0	\$0	\$0	\$0	\$0	\$0	\$3,000

Air Force Total				\$0	\$0	\$0	\$1,500	\$300	\$30	\$0	\$0	\$3,000
------------------------	--	--	--	-----	-----	-----	---------	-------	------	-----	-----	---------


PROJECT TITLE				FY 2002			FY 2003			FY 2004		FY 2005 REQUEST
	PILLAR	APPROP.	LEGAL REQ.	REQ.	ALLOCATED AS OF SEPT. 30, 2002	OBLIG.	REQ.	ALLOCATED AS OF SEPT. 30, 2003	OBLIG.	REQ.	CWE/ APPROP.	

DLA

Cherry Point											
REPLACE HYDRANT FUEL SYSTEM ⁹				\$0	\$0	\$0	\$0	\$0	\$0	\$0	\$22,700
	CM	MILCON	CWA								
Subtotal FY 2002				\$0	\$0	\$0					
Subtotal FY 2003							\$0	\$0	\$0		
Subtotal FY 2004										\$0	\$22,700
⁹ New project.											
Total CHERRY POINT				\$0	\$0	\$0	\$0	\$0	\$0	\$0	\$22,700

DLA Total	\$0	\$0	\$0	\$0	\$0	\$0	\$0	\$0	\$0	\$0	\$22,700
------------------	-----	-----	-----	-----	-----	-----	-----	-----	-----	-----	----------

NORTH CAROLINA TOTAL	\$12,991	\$4,726	\$4,565	\$12,273	\$5,299	\$5,029	\$6,240	\$12,383	\$25,700
-----------------------------	-----------------	----------------	----------------	-----------------	----------------	----------------	----------------	-----------------	-----------------

NORTH DAKOTA 	FY 2005 EQ Projects > \$ 1.5 Million				Projects	FY 2004 Request	FY 2004 Current Estimate	FY 2005 Request	
	FY 2005 EQ Project Dollars (\$000)				Army	0	\$0	\$0	\$0
					Navy	0	\$0	\$0	\$0
					Marine Corps	0	\$0	\$0	\$0
					Air Force	0	\$0	\$0	\$0
					DLA	0	\$0	\$0	\$0
				Total	0	\$0	\$0	\$0	


PROJECT TITLE				FY 2002			FY 2003			FY 2004		FY 2005 REQUEST
	PILLAR	APPROP.	LEGAL REQ.	REQ.	ALLOCATED AS OF SEPT. 30, 2002	OBLIG.	REQ.	ALLOCATED AS OF SEPT. 30, 2003	OBLIG.	REQ.	CWE/ APPROP.	

Air Force

Minot AFB												
REPAIR NONCOMPLIANT STORAGE TANK ¹				\$0	\$0	\$0	\$1,800	\$0	\$0	\$0	\$0	\$0
	CM	O & M	SDWA									
Subtotal FY 2002				\$0	\$0	\$0						
Subtotal FY 2003							\$1,800	\$0	\$0			
Subtotal FY 2004										\$0	\$0	\$0
¹ PA reduced to \$1M and programmed for FY 2005 (not reportable).												
Total MINOT AFB				\$0	\$0	\$0	\$1,800	\$0	\$0	\$0	\$0	\$0

Air Force Total				\$0	\$0	\$0	\$1,800	\$0	\$0	\$0	\$0	\$0
------------------------	--	--	--	-----	-----	-----	---------	-----	-----	-----	-----	-----

NORTH DAKOTA TOTAL				\$0	\$0	\$0	\$1,800	\$0	\$0	\$0	\$0	\$0
---------------------------	--	--	--	-----	-----	-----	---------	-----	-----	-----	-----	-----

OKLAHOMA 	FY 2005 EQ Projects > \$ 1.5 Million				Projects	FY 2004 Request	FY 2004 Current Estimate	FY 2005 Request	
	FY 2005 EQ Project Dollars (\$000)				Army	0	\$0	\$0	\$0
					Navy	0	\$0	\$0	\$0
					Marine Corps	0	\$0	\$0	\$0
					Air Force	1	\$4,600	\$1,100	\$0
					DLA	0	\$0	\$0	\$0
				Total	1	\$4,600	\$1,100	\$0	

PROJECT TITLE				FY 2002			FY 2003			FY 2004		FY 2005 REQUEST
PILLAR	APPROP.	LEGAL REQ.	REQ.	ALLOCATED AS OF SEPT. 30, 2002	OBLIG.	REQ.	ALLOCATED AS OF SEPT. 30, 2003	OBLIG.	REQ.	CWE/ APPROP.		

Air Force


Altus AFB											
CMI AT MULTIPLE SWMUS AND AOCS (CONT. FROM FY 2001)											
	CM	O&M	RCRAC	\$2,850	\$996	\$996	\$0	\$0	\$0	\$0	\$0
Subtotal FY 2002				\$2,850	\$996	\$996					
Subtotal FY 2003							\$0	\$0	\$0		
Subtotal FY 2004									\$0	\$0	\$0
¹ Not complete; working RFI through EPA.											
Total ALTUS AFB				\$2,850	\$996	\$996	\$0	\$0	\$0	\$0	\$0

PROJECT TITLE				FY 2002			FY 2003			FY 2004		FY 2005 REQUEST
	PILLAR	APPROP.	LEGAL REQ.	REQ.	ALLOCATED AS OF SEPT. 30, 2002	OBLIG.	REQ.	ALLOCATED AS OF SEPT. 30, 2003	OBLIG.	REQ.	CWE/ APPROP.	

Tinker AFB												
INSTALL BACKFLOW DEVICES ²				\$2,100	\$0	\$0	\$2,897	\$2,897	\$2,597	\$0	\$0	\$0
	CM	O & M	SDWA									
INSTALL BACKFLOW DEVICES II ³				\$0	\$0	\$0	\$0	\$0	\$0	\$4,600	\$1,100	\$0
	CM	O & M	SDWA									
Subtotal FY 2002				\$2,100	\$0	\$0						
Subtotal FY 2003							\$2,897	\$2,897	\$2,597			
Subtotal FY 2004										\$4,600	\$1,100	\$0
² Project delayed to FY 2003 due to complexity of design associated with fire suppression systems in facilities. FY 2002 funds used to support emerging requirements.												
³ Cost reduced due to some work being done under separate building re-vitalization effort.												
Total TINKER AFB				\$2,100	\$0	\$0	\$0	\$0	\$0	\$4,600	\$1,100	\$0

Air Force Total				\$4,950	\$996	\$996	\$0	\$0	\$0	\$4,600	\$1,100	\$0
------------------------	--	--	--	---------	-------	-------	-----	-----	-----	---------	---------	-----

OKLAHOMA TOTAL				\$4,950	\$996	\$996	\$0	\$0	\$0	\$4,600	\$1,100	\$0
-----------------------	--	--	--	---------	-------	-------	-----	-----	-----	---------	---------	-----

PUERTO RICO 	FY 2005 EQ Projects > \$ 1.5 Million				Projects	FY 2004 Request	FY 2004 Current Estimate	FY 2005 Request	
	FY 2005 EQ Project Dollars (\$000)				Army	0	\$0	\$0	\$0
					Navy	1	\$1,680	\$0	\$0
					Marine Corps	0	\$0	\$0	\$0
					Air Force	0	\$0	\$0	\$0
					DLA	0	\$0	\$0	\$0
				Total	1	\$1,680	\$0	\$0	


PROJECT TITLE				FY 2002			FY 2003			FY 2004		FY 2005 REQUEST
PILLAR	APPROP.	LEGAL REQ.	REQ.	ALLOCATED AS OF SEPT. 30, 2002	OBLIG.	REQ.	ALLOCATED AS OF SEPT. 30, 2003	OBLIG.	REQ.	CWE/ APPROP.		

Navy

NAVSTA RRDS												
DESIGN/CONSTRUCT DISINFECTANT BYPRODUCT IMPROVEMENTS ¹				\$0	\$0	\$0	\$5,000	\$0	\$0	\$0	\$0	\$0
	EC	MILCON	SDWA									
CLOSURE OF OB/OD RANGE ²				\$0	\$0	\$0	\$0	\$0	\$0	\$1,680	\$0	\$0
	EC	O & M	RCRAC									
Subtotal FY 2002				\$0	\$0	\$0						
Subtotal FY 2003							\$5,000	\$0	\$0			
Subtotal FY 2004										\$1,680	\$0	\$0
¹ Project no longer required due to base closure directed by Congress.												
² Part of Vieques Range transferred to Dept of Interior. No longer a DoD requirement.												
Total NAVSTA RRDS				\$0	\$0	\$0	\$5,000	\$0	\$0	\$1,680	\$0	\$0

Navy Total	\$0	\$0	\$0	\$5,000	\$0	\$0	\$1,680	\$0	\$0
-------------------	-----	-----	-----	---------	-----	-----	---------	-----	-----

PUERTO RICO TOTAL	\$0	\$0	\$0	\$5,000	\$0	\$0	\$1,680	\$0	\$0
--------------------------	-----	-----	-----	---------	-----	-----	---------	-----	-----

SOUTH CAROLINA 	FY 2005 EQ Projects > \$ 1.5 Million				Projects	FY 2004 Request	FY 2004 Current Estimate	FY 2005 Request	
	FY 2005 EQ Project Dollars (\$000)				Army	0	\$0	\$0	\$0
					Navy	0	\$0	\$0	\$0
					Marine Corps	0	\$0	\$0	\$0
					Air Force	1	\$3,000	\$0	\$3,000
					DLA	0	\$0	\$0	\$0
				Total	1	\$3,000	\$0	\$3,000	


PROJECT TITLE				FY 2002			FY 2003			FY 2004		FY 2005 REQUEST
	PILLAR	APPROP.	LEGAL REQ.	REQ.	ALLOCATED AS OF SEPT. 30, 2002	OBLIG.	REQ.	ALLOCATED AS OF SEPT. 30, 2003	OBLIG.	REQ.	CWE/ APPROP.	

Air Force

McEntire International Airport												
REPAIR BASE WATER SYSTEM ¹				\$3,000	\$0	\$0	\$0	\$0	\$0	\$3,000	\$0	\$3,000
	CM	O & M	SDWA									
Subtotal FY 2002				\$3,000	\$0	\$0						
Subtotal FY 2003							\$0	\$0	\$0			
Subtotal FY 2004										\$3,000	\$0	\$3,000
¹ Project moved to FY 2005. SRM, not environmental project.												
Total MCENTIRE INTERNATIONAL AIRPORT				\$3,000	\$0	\$0	\$0	\$0	\$0	\$3,000	\$0	\$3,000

Air Force Total				\$3,000	\$0	\$0	\$0	\$0	\$0	\$3,000	\$0	\$3,000
------------------------	--	--	--	---------	-----	-----	-----	-----	-----	---------	-----	---------

SOUTH CAROLINA TOTAL				\$3,000	\$0	\$0	\$0	\$0	\$0	\$3,000	\$0	\$3,000
-----------------------------	--	--	--	---------	-----	-----	-----	-----	-----	---------	-----	---------

 TEXAS	FY 2005 EQ Projects > \$ 1.5 Million				Projects	FY 2004 Request	FY 2004 Current Estimate	FY 2005 Request	
	FY 2005 EQ Project Dollars (\$000)				Army	2	\$855	\$855	\$683
					Navy	0	\$0	\$0	\$0
					Marine Corps	0	\$0	\$0	\$0
					Air Force	2	\$3,778	\$0	\$0
					DLA	2	\$0	\$9,200	\$3,900
				Total	6	\$4,633	\$10,055	\$4,583	

PROJECT TITLE				FY 2002			FY 2003			FY 2004		FY 2005 REQUEST
PILLAR	APPROP.	LEGAL REQ.	REQ.	ALLOCATED AS OF SEPT. 30, 2002	OBLIG.	REQ.	ALLOCATED AS OF SEPT. 30, 2003	OBLIG.	REQ.	CWE/ APPROP.		

Army

Camp Bullis												
OB/OD SITE CLOSURE ¹				\$0	\$0	\$0	\$1,875	\$1,875	\$1,875	\$825	\$825	\$83
	CM	O & M	RCRAC									
Subtotal FY 2002				\$0	\$0	\$0						
Subtotal FY 2003							\$1,875	\$1,875	\$1,875			
Subtotal FY 2004										\$825	\$825	\$83
¹ Project more complex than originally expected. Completion expected 2005.												
Total CAMP BULLIS				\$0	\$0	\$0	\$1,875	\$1,875	\$1,875	\$825	\$825	\$83

Fort Bliss												
INSTALL, REPAIR, AND REPLACE CROSS-CONNECT BACKFLOW PREVENTION EQUIPMENT ¹				\$1,800	\$1,800	\$1,800	\$1,400	\$1,400	\$1,400	\$30	\$30	\$600
	CM	O & M	SDWA									
Subtotal FY 2002				\$1,800	\$1,800	\$1,800						
Subtotal FY 2003							\$1,400	\$1,400	\$1,400			
Subtotal FY 2004										\$30	\$30	\$600
² Funds installation of cross-connection control equipment to resolve a state NOV.												
Total FORT BLISS				\$1,800	\$1,800	\$1,800	\$1,400	\$1,400	\$1,400	\$30	\$30	\$600

Army Total				\$1,800	\$1,800	\$1,800	\$3,275	\$3,275	\$3,275	\$855	\$855	\$683
-------------------	--	--	--	---------	---------	---------	---------	---------	---------	-------	-------	-------

PROJECT TITLE				FY 2002			FY 2003			FY 2004		FY 2005 REQUEST
	PILLAR	APPROP.	LEGAL REQ.	REQ.	ALLOCATED AS OF SEPT. 30, 2002	OBLIG.	REQ.	ALLOCATED AS OF SEPT. 30, 2003	OBLIG.	REQ.	CWE/ APPROP.	

Air Force

Dyess AFB												
REPAIR NON-COMPLIANT INFLOW AND INFILTRATION				\$0	\$2,998	\$2,998	\$3,000	\$0	\$0	\$0	\$0	\$0
	CM	O & M	CWA									
CORRECT NONCOMPLIANT INFILTRATION AND INFLOW PHASE II ²				\$0	\$0	\$0	\$3,830	\$0	\$2,400	\$2,378	\$0	\$0
	CM	O & M	CWA									
REPAIR DRINKING WATER MAIN ²				\$0	\$0	\$0	\$0	\$0	\$2,212	\$1,400	\$0	\$0
	CM	O & M	SDWA									
Subtotal FY 2002				\$0	\$2,998	\$2,998						
Subtotal FY 2003							\$6,830	\$0	\$4,612			
Subtotal FY 2004										\$3,778	\$0	\$0
² Obligated in FY 2003.												
Total DYESS AFB				\$0	\$2,998	\$2,998	\$6,830	\$0	\$4,612	\$3,778	\$0	\$0
Air Force Total				\$0	\$2,998	\$2,998	\$6,830	\$0	\$4,612	\$3,778	\$0	\$0

PROJECT TITLE				FY 2002			FY 2003			FY 2004		FY 2005 REQUEST
	PILLAR	APPROP.	LEGAL REQ.	REQ.	ALLOCATED AS OF SEPT. 30, 2002	OBLIG.	REQ.	ALLOCATED AS OF SEPT. 30, 2003	OBLIG.	REQ.	CWE/ APPROP.	

DLA

Kingsville												
ABOVE GROUND STORAGE TANK FUEL FARM ³				\$0	\$0	\$0	\$0	\$0	\$0	\$0	\$9,200	\$0
	CM	MILCON	CWA									
REPLACE JET FUEL STORAGE TANK ⁴												
	CM	MILCON	CWA	\$0	\$0	\$0	\$0	\$0	\$0	\$0	\$0	\$3,900
Subtotal FY 2002				\$0	\$0	\$0						
Subtotal FY 2003							\$0	\$0	\$0			
Subtotal FY 2004										\$0	\$9,200	\$3,900
³ Congressional addition. Currently in design - 35% complete.												
⁴ New project.												
Total KINGSVILLE				\$0	\$0	\$0	\$0	\$0	\$0	\$0	\$9,200	\$3,900

DLA Total				\$0	\$0	\$0	\$0	\$0	\$0	\$0	\$9,200	\$3,900
------------------	--	--	--	-----	-----	-----	-----	-----	-----	-----	---------	---------

TEXAS TOTAL				\$1,800	\$4,798	\$4,798	\$10,105	\$3,275	\$7,887	\$4,633	\$10,055	\$4,583
--------------------	--	--	--	---------	---------	---------	----------	---------	---------	---------	----------	---------



FY 2005 EQ Projects > \$ 1.5 Million		Projects	FY 2004 Request	FY 2004 Current Estimate	FY 2005 Request	
FY 2004 EQ Project Dollars (\$000)		Army	2	\$3,158	\$0	\$3,967
		Navy	3	\$3,091	\$2,525	\$0
		Marine Corps	2	\$4,268	\$0	\$2,037
		Air Force	11	\$14,700	\$18,197	\$12,269
		DLA	0	\$0	\$0	\$0
		Total	18	\$25,217	\$20,722	\$18,273

PROJECT TITLE				FY 2002			FY 2003			FY 2004		FY 2005 REQUEST
PILLAR	APPROP.	LEGAL REQ.	REQ.	ALLOCATED AS OF SEPT. 30, 2002	OBLIG.	REQ.	ALLOCATED AS OF SEPT. 30, 2003	OBLIG.	REQ.	CWE/ APPROP.		

Army

Radford Army Ammunition Plant												
NEW HAZARDOUS WASTE TANKS FOR A, B, AND C LINES ¹				\$4,471	\$4,648	\$0	\$0	\$3,813	\$3,813	\$0	\$0	\$0
	CM	PAA-PBS	RCRAC									
WASTEWATER SLUDGE HANDLING ²				\$2,364	\$2,502	\$0	\$0	\$0	\$0	\$0	\$0	\$0
	CM	PAA-PBS	RCRAC									
Subtotal FY 2002				\$6,835	\$7,150	\$0						
Subtotal FY 2003							\$0	\$3,813	\$3,813			
Subtotal FY 2004										\$0	\$0	\$0
¹ Contract awarded Aug 2003, completion anticipated Aug 2004.												
² Contract to be awarded FY 2004.												
Total RADFORD ARMY AMMUNITION PLANT				\$6,835	\$7,150	\$0	\$0	\$3,813	\$3,813	\$0	\$0	\$0

PROJECT TITLE				FY 2002			FY 2003			FY 2004		FY 2005 REQUEST
PILLAR	APPROP.	LEGAL REQ.	REQ.	ALLOCATED AS OF SEPT. 30, 2002	OBLIG.	REQ.	ALLOCATED AS OF SEPT. 30, 2003	OBLIG.	REQ.	CWE/ APPROP.		
NGB HQ, NGB ARE												
IMPLEMENT AN ENVIRONMENTAL MANAGEMENT SYSTEM ³				\$0	\$0	\$0	\$0	\$0	\$0	\$2,160	\$0	\$2,160
	CM	O&M	MULTI									
Subtotal FY 2002				\$0	\$0	\$0						
Subtotal FY 2003							\$0	\$0	\$0			
Subtotal FY 2004										\$2,160	\$0	\$2,160
³ Project not caught in last year's datacall; funds implementation of ISO14001 compliant EMS to meet EO 13148.												
Total NGB HQ, NGB ARE				\$0	\$0	\$0	\$0	\$0	\$0	\$2,160	\$0	\$2,160
Fort Eustis												
CWA REMEDIATION (SKEET RANGE) ⁴				\$600	\$600	\$599	\$100	\$100	\$98	\$998	\$0	\$1,807
	CM	O&M	CLNP									
Subtotal FY 2002				\$600	\$600	\$599						
Subtotal FY 2003							\$100	\$100	\$98			
Subtotal FY 2004										\$998	\$0	\$1,807
⁴ New requirement to remove lead contamination from range.												
Total FORT EUSTIS				\$600	\$600	\$599	\$100	\$100	\$98	\$998	\$0	\$1,807
Army Total				\$7,435	\$7,750	\$599	\$100	\$3,913	\$3,911	\$3,158	\$0	\$3,967

PROJECT TITLE				FY 2002			FY 2003			FY 2004		FY 2005 REQUEST
	PILLAR	APPROP.	LEGAL REQ.	REQ.	ALLOCATED AS OF SEPT. 30, 2002	OBLIG.	REQ.	ALLOCATED AS OF SEPT. 30, 2003	OBLIG.	REQ.	CWE/ APPROP.	

Navy

NAS Oceana ⁵												
CLOSURE OF H/W DISPOSAL UNIT				\$0	\$0	\$0	\$0	\$0	\$0	\$1,591	\$472	\$0
	CM	O&M	RCRAC									
Subtotal FY 2002				\$0	\$0	\$0						
Subtotal FY 2003							\$0	\$0	\$0			
Subtotal FY 2004										\$1,591	\$472	\$0
⁵ Scope of work decreased due to reduced testing requirements. Project below threshold.												
Total NAS OCEANA				\$0	\$0	\$0	\$0	\$0	\$0	\$1,591	\$472	\$0

NAVSTA Norfolk												
SP WATERLINE REPLACEMENT ⁶				\$0	\$0	\$0	\$1,600	\$0	\$0	\$1,500	\$0	\$0
	CM	DWCF	CWA									
CLOSURE OF PERMITTED HW MGMT UNIT (SDA215) ⁷				\$0	\$0	\$0	\$0	\$0	\$0	\$0	\$2,053	\$0
	CM	O&M	RCRAC									
Subtotal FY 2002				\$0	\$0	\$0						
Subtotal FY 2003							\$1,600	\$0	\$0			
Subtotal FY 2004										\$1,500	\$2,053	\$0
⁶ Maintenance water line project. Incorrectly listed as a CWA project under the EQR.												
⁷ Scope of work increased - project was below threshold in FY 2002.												
Total NAVSTA NORFOLK				\$0	\$0	\$0	\$1,600	\$0	\$0	\$1,500	\$2,053	\$0

Navy Total				\$0	\$0	\$0	\$0	\$0	\$0	\$3,091	\$2,525	\$0
-------------------	--	--	--	-----	-----	-----	-----	-----	-----	---------	---------	-----

PROJECT TITLE				FY 2002			FY 2003			FY 2004		FY 2005 REQUEST
PILLAR	APPROP.	LEGAL REQ.	REQ.	ALLOCATED AS OF SEPT. 30, 2002	OBLIG.	REQ.	ALLOCATED AS OF SEPT. 30, 2003	OBLIG.	REQ.	CWE/ APPROP.		

Marine Corps

MCB Quantico												
REPAIR TANK TRAILS, PHASE I ⁸				\$2,050	\$0	\$0	\$3,944	\$0	\$0	\$0	\$2,037	
	P2	O & M	CWA									
REPAIR TANK TRAILS, PHASE II ⁹				\$0	\$0	\$0	\$2,900	\$0	\$0	\$4,268	\$0	
	P2	O & M	CWA									
Subtotal FY 2002				\$2,050	\$0	\$0						
Subtotal FY 2003							\$6,844	\$0	\$0			
Subtotal FY 2004									\$4,268	\$0	\$2,037	
⁸ Project delayed to await completion of wetlands mitigation design.												
⁹ Awaiting completion of Phase II.												
Total MCB QUANTICO				\$2,050	\$0	\$0	\$6,844	\$0	\$0	\$4,268	\$0	\$2,037

Marine Corps Total				\$2,050	\$0	\$0	\$6,844	\$0	\$0	\$4,268	\$0	\$2,037
---------------------------	--	--	--	---------	-----	-----	---------	-----	-----	---------	-----	---------

Air Force

Langley AFB												
REPAIR NONCOMPLIANT WATER MAINS				\$4,067	\$4,062	\$4,062	\$0	\$0	\$0	\$0	\$0	
	CM	O & M	SDWA									
CORRECT NONCOMPLIANT INFLOW AND INFILTRATION (LS656/5) ¹⁰				\$0	\$0	\$0	\$0	\$0	\$0	\$4,700	\$3,264	
	CM	O & M	CWA									
CORRECT NONCOMPLIANT I/I, B938/1345 (EC)				\$0	\$0	\$0	\$0	\$0	\$0	\$0	\$1,700	
	CM	O & M	CWA									
Subtotal FY 2002				\$4,067	\$4,062	\$4,062						
Subtotal FY 2003							\$0	\$0	\$0			
Subtotal FY 2004									\$4,700	\$3,264	\$1,700	
¹⁰ Project number inadvertently entered as MUHJ010849 in FY 2002, project funded in FY 2004.												
Total LANGLEY AFB				\$4,067	\$4,062	\$4,062	\$0	\$0	\$0	\$4,700	\$3,264	\$1,700

PROJECT TITLE				FY 2002			FY 2003			FY 2004		FY 2005 REQUEST
PILLAR	APPROP.	LEGAL REQ.	REQ.	ALLOCATED AS OF SEPT. 30, 2002	OBLIG.	REQ.	ALLOCATED AS OF SEPT. 30, 2003	OBLIG.	REQ.	CWE/ APPROP.		

Multiple												
AIRBORNE LASER EIAP ¹¹				\$0	\$0	\$0	\$2,500	\$2,500	\$0	\$0	\$0	\$2,500
	CO	O & M	NEPA									
AIRBORNE LASER EIAP ¹²				\$0	\$0	\$0	\$1,750	\$0	\$0	\$0	\$0	\$0
	CO	O & M	NEPA									
EIAP FOR F-22 BEDDOWNS/REALIGNMENTS ¹³				\$0	\$0	\$0	\$4,000	\$0	\$0	\$0	\$0	\$0
	P2	O & M	NEPA									
EIAP FOR F-22 BEDDOWNS/REALIGNMENTS ¹⁴				\$0	\$0	\$0	\$7,000	\$2,750	\$0	\$0	\$0	\$0
	P2	O & M	NEPA									
EIAP FOR BEDDOWNS/REALIGNMENTS (HACC040001)				\$0	\$0	\$0	\$0	\$0	\$0	\$8,500	\$6,453	\$0
	CM	O & M	NEPA									
JOINT STRIKE FIGHTER BEDDOWN EIAP (ACC247819)				\$0	\$0	\$0	\$0	\$0	\$0	\$1,500	\$1,480	\$0
	CM	O & M	NEPA									
BRAC EIAP - F35 FIGHTER 1ST JOINT FTU ¹⁵				\$0	\$0	\$0	\$0	\$0	\$0	\$0	\$3,000	\$0
	CO	O & M	NEPA									
BRAC EIAP - F/A 22 2ND OPS BEDDOWN ¹⁵				\$0	\$0	\$0	\$0	\$0	\$0	\$0	\$2,500	\$0
	CO	O & M	NEPA									
BRAC EIAP - UCAV BEDDOWN ¹⁵				\$0	\$0	\$0	\$0	\$0	\$0	\$0	\$1,500	\$0
	CO	O & M	NEPA									
EAIP BEDDOWNS/REALIGNMENTS				\$0	\$0	\$0	\$0	\$0	\$0	\$0	\$0	\$3,669
	CO	O & M	NEPA									
EAIP - F/A 22 3RD OPS				\$0	\$0	\$0	\$0	\$0	\$0	\$0	\$0	\$2,500
	CO	O & M	NEPA									
EAIP - GWOT/FORCE PROTECTION FACILITY PROJECTS				\$0	\$0	\$0	\$0	\$0	\$0	\$0	\$0	\$1,900
	CO	O & M	NEPA									
Subtotal FY 2002				\$0	\$0	\$0						
Subtotal FY 2003							\$15,250	\$5,250	\$0			
Subtotal FY 2004										\$10,000	\$14,933	\$10,569
¹¹ Inadvertantly added in FY 2002 submission.												
¹² Deferred to FY 2005.												
¹³ Requirement cancelled.												
¹⁴ Small base EIAP projects less than \$1.5M carved from requirement (none reportable).												
¹⁵ Emergency requirement.												
Total MULTIPLE				\$0	\$0	\$0	\$15,250	\$5,250	\$0	\$10,000	\$14,933	\$10,569

Air Force Total	\$4,067	\$4,062	\$4,062	\$15,250	\$5,250	\$0	\$14,700	\$18,197	\$12,269
------------------------	---------	---------	---------	----------	---------	-----	----------	----------	----------

PROJECT TITLE				FY 2002			FY 2003			FY 2004		FY 2005 REQUEST
	PILLAR	APPROP.	LEGAL REQ.	REQ.	ALLOCATED AS OF SEPT. 30, 2002	OBLIG.	REQ.	ALLOCATED AS OF SEPT. 30, 2003	OBLIG.	REQ.	CWE/ APPROP.	


DLA

Defense National Stockpile Center												
EIS MERCURY MANAGEMENT STOCKPILE ¹⁵				\$1,700	\$458	\$458	\$1,987	\$1,987	\$1,987	\$0	\$0	\$0
	CM	DWCF	NEPA									
EIS FOR DISPOSITION OF THORIUM NITRATE STOCKPILE ¹⁶				\$2,000	\$2,700	\$2,700	\$0	\$0	\$0	\$0	\$0	\$0
	CM	DWCF	NEPA									
Subtotal FY 2002				\$3,700	\$3,158	\$3,158						
Subtotal FY 2003							\$1,987	\$1,987	\$1,987			
Subtotal FY 2004										\$0	\$0	\$0
¹⁵ Cost of NEPA technical support greater than originally anticipated.												
¹⁶ Project completed. EIS was not necessary. Material was determined to qualify as low-level radioactive waste and will be disposed of by DOE facility.												
Total DEFENSE NATIONAL STOCKPILE CENTER				\$3,700	\$3,158	\$3,158	\$1,987	\$1,987	\$1,987	\$0	\$0	\$0

Defense Reutilization and Marketing Service												
PCB Retrograde ¹⁷				\$0	\$0	\$0	\$3,089	\$3,089	\$0	\$0	\$0	\$0
	CM	DWCF	TSCA									
Subtotal FY 2002				\$0	\$0	\$0						
Subtotal FY 2003							\$3,089	\$3,089	\$0			
Subtotal FY 2004										\$0	\$0	\$0
¹⁷ One-time project.												
Total DEFENSE NATIONAL STOCKPILE CENTER				\$0	\$0	\$0	\$3,089	\$3,089	\$0	\$0	\$0	\$0

DLA Total				\$3,700	\$3,158	\$3,158	\$5,076	\$5,076	\$1,987	\$0	\$0	\$0
------------------	--	--	--	---------	---------	---------	---------	---------	---------	-----	-----	-----

VIRGINIA TOTAL				\$17,252	\$14,970	\$7,819	\$27,270	\$14,239	\$5,898	\$25,217	\$20,722	\$18,273
-----------------------	--	--	--	----------	----------	---------	----------	----------	---------	----------	----------	----------

WASHINGTON 	FY 2005 EQ Projects > \$ 1.5 Million		Projects	FY 2004 Request	FY 2004 Current Estimate	FY 2005 Request	
	FY 2005 EQ Project Dollars (\$000)		Army	0	\$0	\$0	\$0
			Navy	0	\$0	\$0	\$0
			Marine Corps	0	\$0	\$0	\$0
			Air Force	0	\$0	\$0	\$0
			DLA	0	\$0	\$0	\$0
			Total	0	\$0	\$0	\$0

PROJECT TITLE				FY 2002			FY 2003			FY 2004		FY 2005 REQUEST
PILLAR	APPROP.	LEGAL REQ.	REQ.	ALLOCATED AS OF SEPT. 30, 2002	OBLIG.	REQ.	ALLOCATED AS OF SEPT. 30, 2003	OBLIG.	REQ.	CWE/ APPROP.		

Army

Fort Lewis												
SW LANDFILL CLOSURE (LANDFILL 5, CELL 6) ¹				\$16	\$0	\$598	\$2,000	\$1,800	\$1,759	\$0	\$0	\$0
	CM	O & M	RCRAD									
Subtotal FY 2002				\$16	\$0	\$598						
Subtotal FY 2003							\$2,000	\$1,800	\$1,759			
Subtotal FY 2004										\$0	\$0	\$0
¹ Project not caught in last year's data call; construction delayed to spring 2004.												
Total FORT LEWIS				\$16	\$0	\$598	\$2,000	\$1,800	\$1,759	\$0	\$0	\$0

Army Total				\$16	\$0	\$598	\$2,000	\$1,800	\$1,759	\$0	\$0	\$0
-------------------	--	--	--	------	-----	-------	---------	---------	---------	-----	-----	-----

PROJECT TITLE				FY 2002			FY 2003			FY 2004		FY 2005 REQUEST
	PILLAR	APPROP.	LEGAL REQ.	REQ.	ALLOCATED AS OF SEPT. 30, 2002	OBLIG.	REQ.	ALLOCATED AS OF SEPT. 30, 2003	OBLIG.	REQ.	CWE/ APPROP.	

Navy

CNRNW												
CONSOLIDATED REGIONAL ENVIRONMENTAL				\$0	\$2,438	\$2,438	\$0	\$4,200	\$4,114	\$0	\$0	\$0
	CM	O & M	CM-O									
BUSINESS PROCESS ENGINEERING ³				\$0	\$1,664	\$1,488	\$0	\$0	\$0	\$0	\$0	\$0
	CM	O & M	MULTI									
Subtotal FY 2002				\$0	\$4,102	\$3,926						
Subtotal FY 2003							\$0	\$4,200	\$4,114			
Subtotal FY 2004										\$0	\$0	\$0
² Congressional addition.												
³ Latest ECD Aug 2004.												
⁴ Task order closed 15 April 2003.												
Total CNRW				\$0	\$4,102	\$3,926	\$0	\$4,200	\$4,114	\$0	\$0	\$0


Puget Sound Naval Shipyard												
INDUSTRIAL WASTE TREATMENT FACILITY				\$0	\$0	\$0	\$11,309	\$9,568	\$9,200	\$0	\$0	\$0
	CM	MILCON	CWA									
Subtotal FY 2002				\$0	\$0	\$0						
Subtotal FY 2003							\$11,309	\$9,568	\$9,200			
Subtotal FY 2004										\$0	\$0	\$0
Total PUGET SOUND NAVAL SHIPYARD				\$0	\$0	\$0	\$11,309	\$9,568	\$9,200	\$0	\$0	\$0

PROJECT TITLE				FY 2002			FY 2003			FY 2004		FY 2005 REQUEST
	PILLAR	APPROP.	LEGAL REQ.	REQ.	ALLOCATED AS OF SEPT. 30, 2002	OBLIG.	REQ.	ALLOCATED AS OF SEPT. 30, 2003	OBLIG.	REQ.	CWE/ APPROP.	

NAS Whidbey Island												
DESIGN/CONSTRUCT UPGRADES TO AULT FIELD NOTWs ⁵				\$101	\$93	\$183	\$772	\$772	\$2,042	\$0	\$0	\$0
	CM	O&M	CWA									
Subtotal FY 2002				\$101	\$93	\$183						
Subtotal FY 2003							\$772	\$772	\$2,042			
Subtotal FY 2004										\$0	\$0	\$0
⁵ FY 2002 estimates below threshold - project not included in FY 2002 report												
Total WHIDBEY ISLAND				\$101	\$93	\$183	\$772	\$772	\$2,042	\$0	\$0	\$0

Navy Total				\$101	\$4,195	\$4,109	\$12,081	\$14,540	\$15,356	\$0	\$0	\$0
-------------------	--	--	--	-------	---------	---------	----------	----------	----------	-----	-----	-----

WASHINGTON TOTAL				\$117	\$4,195	\$4,707	\$14,081	\$16,340	\$17,115	\$0	\$0	\$0
-------------------------	--	--	--	-------	---------	---------	----------	----------	----------	-----	-----	-----

DIEGO GARCIA 	FY 2005 EQ Projects > \$ 1.5 Million				Projects	FY 2004 Request	FY 2004 Current Estimate	FY 2005 Request	
	FY 2005 EQ Project Dollars (\$000)				Army	0	\$0	\$0	\$0
					Navy	1	\$0	\$0	\$17,500
					Marine Corps	0	\$0	\$0	\$0
					Air Force	0	\$0	\$0	\$0
					DLA	0	\$0	\$0	\$0
				Total	1	\$0	\$0	\$17,500	


PROJECT TITLE				FY 2002			FY 2003			FY 2004		FY 2005 REQUEST
PILLAR	APPROP.	LEGAL REQ.	REQ.	ALLOCATED AS OF SEPT. 30, 2002	OBLIG.	REQ.	ALLOCATED AS OF SEPT. 30, 2003	OBLIG.	REQ.	CWE/ APPROP.		

Navy

NSF Diego Garcia												
SANITARY/CUT FUEL DISPOSAL AREA				\$0	\$0	\$0	\$0	\$0	\$0	\$0	\$0	\$17,500
	CM	MILCON	CWA									
Subtotal FY 2002				\$0	\$0	\$0						
Subtotal FY 2003						\$0	\$0	\$0				
Subtotal FY 2004									\$0	\$0		\$17,500
Total CBC GULFPORT				\$0	\$0	\$0	\$0	\$0	\$0	\$0	\$0	\$17,500

Navy Total	\$0	\$0	\$0	\$0	\$0	\$0	\$0	\$0	\$0	\$0	\$17,500
-------------------	-----	-----	-----	-----	-----	-----	-----	-----	-----	-----	----------

DIEGO GARCIA TOTAL	\$0	\$0	\$0	\$0	\$0	\$0	\$0	\$0	\$0	\$0	\$17,500
---------------------------	-----	-----	-----	-----	-----	-----	-----	-----	-----	-----	----------

GUAM 	FY 2005 EQ Projects > \$ 1.5 Million				Projects	FY 2004 Request	FY 2004 Current Estimate	FY 2005 Request	
	FY 2005 EQ Project Dollars (\$000)				Army	0	\$0	\$0	\$0
					Navy	1	\$0	\$0	\$20,700
					Marine Corps	0	\$0	\$0	\$0
					Air Force	0	\$0	\$0	\$0
					DLA	0	\$0	\$0	\$0
				Total	1	\$0	\$0	\$20,700	


PROJECT TITLE				FY 2002			FY 2003			FY 2004		FY 2005 REQUEST
PILLAR	APPROP.	LEGAL REQ.	REQ.	ALLOCATED AS OF SEPT. 30, 2002	OBLIG.	REQ.	ALLOCATED AS OF SEPT. 30, 2003	OBLIG.	REQ.	CWE/ APPROP.		

Navy

PWC Guam												
WATER TREATMENT PLANT UPGRADE				\$0	\$0	\$0	\$0	\$0	\$0	\$0	\$0	\$20,700
	CM	MILCON	CWA									
Subtotal FY 2002				\$0	\$0	\$0						
Subtotal FY 2003							\$0	\$0	\$0			
Subtotal FY 2004										\$0	\$0	\$20,700
Total PWC Guam				\$0	\$0	\$0	\$0	\$0	\$0	\$0	\$0	\$20,700

Navy Total	\$0	\$0	\$0	\$0	\$0	\$0	\$0	\$0	\$0	\$0	\$20,700
-------------------	-----	-----	-----	-----	-----	-----	-----	-----	-----	-----	----------

GUAM TOTAL	\$0	\$0	\$0	\$0	\$0	\$0	\$0	\$0	\$0	\$0	\$20,700
-------------------	-----	-----	-----	-----	-----	-----	-----	-----	-----	-----	----------

 GERMANY	FY 2005 EQ Projects > \$ 1.5 Million				Projects	FY 2004 Request	FY 2004 Current Estimate	FY 2005 Request	
	FY 2005 EQ Project Dollars (\$000)				Army	2	\$4,723	\$2,500	\$4,425
					Navy	0	\$0	\$0	\$0
					Marine Corps	0	\$0	\$0	\$0
					Air Force	0	\$0	\$0	\$0
					DLA	0	\$0	\$0	\$0
				Total	2	\$4,723	\$2,500	\$4,425	

PROJECT TITLE				FY 2002			FY 2003			FY 2004		FY 2005 REQUEST
PILLAR	APPROP.	LEGAL REQ.	REQ.	ALLOCATED AS OF SEPT. 30, 2002	OBLIG.	REQ.	ALLOCATED AS OF SEPT. 30, 2003	OBLIG.	REQ.	CWE/ APPROP.		

Army

Smith Barracks												
CLEANUP/CLOSE SANITARY LANDFILL ¹				\$0	\$0	\$0	\$4,700	\$4,700	\$4,700	\$2,500	\$2,500	\$2,675
	CM	O & M	RCRAD									
Subtotal FY 2002				\$0	\$0	\$0						
Subtotal FY 2003							\$4,700	\$4,700	\$4,700			
Subtotal FY 2004										\$2,500	\$2,500	\$2,675
¹ Project expected to be complete in October 2005, to be followed by long-term monitoring, which will not be included in this report.												
Total SMITH BARRACKS				\$0	\$0	\$0	\$4,700	\$4,700	\$4,700	\$2,500	\$2,500	\$2,675

Hohenfels Tmg Area												
DISPOSAL OF CONTAMINATED SOIL/SEWER SLUDGE ²				\$1,675	\$275	\$275	\$1,122	\$1,142	\$1,142	\$2,223	\$0	\$1,750
	CM	O & M	RCRAC									
Subtotal FY 2002				\$1,675	\$275	\$275						
Subtotal FY 2003							\$1,122	\$1,142	\$1,142			
Subtotal FY 2004										\$2,223	\$0	\$1,750
² Project not caught in last year's data call; funds disposal of wash rack sludge determined to be hazardous waste.												
Total HOHENFELS TMG AREA				\$1,675	\$275	\$275	\$1,122	\$1,142	\$1,142	\$2,223	\$0	\$1,750

PROJECT TITLE				FY 2002			FY 2003			FY 2004		FY 2005 REQUEST
	PILLAR	APPROP.	LEGAL REQ.	REQ.	ALLOCATED AS OF SEPT. 30, 2002	OBLIG.	REQ.	ALLOCATED AS OF SEPT. 30, 2003	OBLIG.	REQ.	CWE/ APPROP.	

Army Total				\$1,675	\$275	\$275	\$5,822	\$5,842	\$5,842	\$4,723	\$2,500	\$4,425
-------------------	--	--	--	---------	-------	-------	---------	---------	---------	---------	---------	---------


Air Force

PROJECT TITLE				FY 2002			FY 2003			FY 2004		FY 2005 REQUEST
	PILLAR	APPROP.	LEGAL REQ.	REQ.	ALLOCATED AS OF SEPT. 30, 2002	OBLIG.	REQ.	ALLOCATED AS OF SEPT. 30, 2003	OBLIG.	REQ.	CWE/ APPROP.	
Ramstein AB												
CLEANUP IN SUPPORT OF RHEIN-MAIN CONSTRUCTION, NEW RAMP 5 ²				\$3,000	\$150	\$0	\$0	\$0	\$0	\$0	\$0	\$0
	CM	O & M	CM-O									
Subtotal FY 2002				\$3,000	\$150	\$0						
Subtotal FY 2003							\$0	\$0	\$0			
Subtotal FY 2004										\$0	\$0	
² Project awarded for less than \$1.5 million.												
Total RAMSTEIN AB				\$3,000	\$150	\$0	\$0	\$0	\$0	\$0	\$0	\$0

PROJECT TITLE				FY 2002			FY 2003			FY 2004		FY 2005 REQUEST
	PILLAR	APPROP.	LEGAL REQ.	REQ.	ALLOCATED AS OF SEPT. 30, 2002	OBLIG.	REQ.	ALLOCATED AS OF SEPT. 30, 2003	OBLIG.	REQ.	CWE/ APPROP.	
Spangdahlem AB												
RENOVATE CENTRAL HEAT PLANT ²				\$0	\$0	\$0	\$1,600	\$350	\$0	\$0	\$0	\$0
	EC	O & M	CAA									
Subtotal FY 2002				\$0	\$0	\$0						
Subtotal FY 2003							\$1,600	\$350	\$0			
Subtotal FY 2004										\$0	\$0	
Total SPANGDAHLEM AB				\$0	\$0	\$0	\$1,600	\$350	\$0	\$0	\$0	\$0

Air Force Total				\$3,000	\$150	\$0	\$1,600	\$350	\$0	\$0	\$0	\$0
------------------------	--	--	--	---------	-------	-----	---------	-------	-----	-----	-----	-----

GERMANY TOTAL				\$4,675	\$425	\$275	\$7,422	\$6,192	\$5,842	\$4,723	\$2,500	\$4,425
----------------------	--	--	--	---------	-------	-------	---------	---------	---------	---------	---------	---------

 GREENLAND	FY 2005 EQ Projects > \$ 1.5 Million				Projects	FY 2004 Request	FY 2004 Current Estimate	FY 2005 Request	
	FY 2005 EQ Project Dollars (\$000)				Army	0	\$0	\$0	\$0
					Navy	0	\$0	\$0	\$0
					Marine Corps	0	\$0	\$0	\$0
					Air Force	4	\$1,500	\$1,500	\$3,000
					DLA	0	\$0	\$0	\$0
				Total	4	\$1,500	\$1,500	\$3,000	


PROJECT TITLE				FY 2002			FY 2003			FY 2004		FY 2005 REQUEST
PILLAR	APPROP.	LEGAL REQ.	REQ.	ALLOCATED AS OF SEPT. 30, 2002	OBLIG.	REQ.	ALLOCATED AS OF SEPT. 30, 2003	OBLIG.	REQ.	CWE/ APPROP.		

Air Force

Thule AB												
UPGRADE WATER DISTRIBUTION, PHASE 2 ¹				\$1,500	\$1,625	\$1,625	\$0	\$0	\$0	\$0	\$0	\$0
	CM	O & M	SDWA									
UPGRADE WATER DISTRIBUTION, PHASE 3 ¹				\$0	\$0	\$0	\$2,500	\$2,182	\$2,182	\$0	\$0	\$0
	CM	O & M	SDWA									
UPGRADE WATER DISTRIBUTION, PHASE 4 ²				\$0	\$0	\$0	\$0	\$0	\$0	\$1,500	\$1,500	\$0
	CM	O & M	SDWA									
UPGRADE WATER DISTRIBUTION, PHASE 5				\$0	\$0	\$0	\$0	\$0	\$0	\$0	\$0	\$1,500
	CM	O & M	SDWA									
EC LANDFILL FACE STABILIZATION				\$0	\$0	\$0	\$0	\$0	\$0	\$0	\$0	\$1,500
	CM	O & M	SDWA									
Subtotal FY 2002				\$1,500	\$1,625	\$1,625						
Subtotal FY 2003							\$2,500	\$2,182	\$2,182			
Subtotal FY 2004										\$1,500	\$1,500	\$3,000
¹ Physically complete but not fiscally closed.												
² Current working estimate consistent with President's budget amount.												
Total THULE AB				\$1,500	\$1,625	\$1,625	\$2,500	\$2,182	\$2,182	\$1,500	\$1,500	\$3,000

Air Force Total	\$1,500	\$1,625	\$1,625	\$2,500	\$2,182	\$2,182	\$1,500	\$1,500	\$3,000
------------------------	---------	---------	---------	---------	---------	---------	---------	---------	---------

GREENLAND TOTAL	\$1,500	\$1,625	\$1,625	\$2,500	\$2,182	\$2,182	\$1,500	\$1,500	\$3,000
------------------------	---------	---------	---------	---------	---------	---------	---------	---------	---------

 ICELAND	FY 2005 EQ Projects > \$ 1.5 Million				Projects	FY 2004 Request	FY 2004 Current Estimate	FY 2005 Request	
	FY 2005 EQ Project Dollars (\$000)				Army	0	\$0	\$0	\$0
					Navy	1	\$0	\$0	\$2,593
					Marine Corps	0	\$0	\$0	\$0
					Air Force	0	\$0	\$0	\$0
					DLA	0	\$0	\$0	\$0
				Total	1	\$0	\$0	\$2,593	


PROJECT TITLE				FY 2002			FY 2003			FY 2004		FY 2005 REQUEST
PILLAR	APPROP.	LEGAL REQ.	REQ.	ALLOCATED AS OF SEPT. 30, 2002	OBLIG.	REQ.	ALLOCATED AS OF SEPT. 30, 2003	OBLIG.	REQ.	CWE/ APPROP.		

Navy

NAS Keflavik												
SOLID WASTE DISPOSAL CONNECTION CHARGE ¹				\$2,790	\$2,718	\$2,625	\$0	\$0	\$0	\$0	\$0	
	EC	MILCON	OEBGD									
DYE-5 Landfill Closing				\$0	\$0	\$0	\$0	\$0	\$0	\$0	\$2,593	
	EC	O&M	RCRD									
Subtotal FY 2002				\$2,790	\$2,718	\$2,625						
Subtotal FY 2003							\$0	\$0	\$0			
Subtotal FY 2004									\$0	\$0	\$2,593	
¹ Action complete.												
Total NAS KEFLAVIK				\$2,790	\$2,718	\$2,625	\$0	\$0	\$0	\$0	\$0	\$2,593

Navy Total				\$2,790	\$2,718	\$2,625	\$0	\$0	\$0	\$0	\$0	\$2,593
-------------------	--	--	--	---------	---------	---------	-----	-----	-----	-----	-----	---------

ICELAND TOTAL				\$2,790	\$2,718	\$2,625	\$0	\$0	\$0	\$0	\$0	\$2,593
----------------------	--	--	--	---------	---------	---------	-----	-----	-----	-----	-----	---------

 ITALY	FY 2005 EQ Projects > \$ 1.5 Million		Projects	FY 2004 Request	FY 2004 Current Estimate	FY 2005 Request	
	FY 2005 EQ Project Dollars (\$000)		Army	1	\$2,500	\$0	\$100
			Navy	0	\$0	\$0	\$0
			Marine Corps	0	\$0	\$0	\$0
			Air Force	0	\$0	\$0	\$0
			DLA	0	\$0	\$0	\$0
		Total	1	\$2,500	\$0	\$100	


PROJECT TITLE				FY 2002			FY 2003			FY 2004		FY 2005 REQUEST
PILLAR	APPROP.	LEGAL REQ.	REQ.	ALLOCATED AS OF SEPT. 30, 2002	OBLIG.	REQ.	ALLOCATED AS OF SEPT. 30, 2003	OBLIG.	REQ.	CWE/ APPROP.		

Army

Livorno Supply & Maintenance Area												
REMEDiate Abandoned LANDFILL ¹				\$0	\$0	\$0	\$0	\$0	\$0	\$2,500	\$0	\$100
	CM	O & M	CLNP									
Subtotal FY 2002				\$0	\$0	\$0						
Subtotal FY 2003							\$0	\$0	\$0			
Subtotal FY 2004										\$2,500	\$0	\$100
¹ Project pushed back due to talks regarding privatization.												
Total LIVORNO SUPPLY & MAINTENANCE AREA				\$0	\$0	\$0	\$0	\$0	\$0	\$2,500	\$0	\$100

Army Total	\$0	\$0	\$0	\$0	\$0	\$0	\$0	\$0	\$2,500	\$0	\$100
-------------------	-----	-----	-----	-----	-----	-----	-----	-----	---------	-----	-------

ITALY TOTAL	\$0	\$0	\$0	\$0	\$0	\$0	\$0	\$0	\$2,500	\$0	\$100
--------------------	-----	-----	-----	-----	-----	-----	-----	-----	---------	-----	-------



FY 2005 EQ Projects > \$ 1.5 Million		Projects	FY 2004 Request	FY 2004 Current Estimate	FY 2005 Request
FY 2005 EQ Project Dollars (\$000)		Army	0	\$0	\$0
		Navy	0	\$0	\$0
		Marine Corps	0	\$0	\$0
		Air Force	0	\$0	\$0
		DLA	0	\$0	\$0
Total		0	\$0	\$0	\$0

PROJECT TITLE				FY 2002			FY 2003			FY 2004		FY 2005 REQUEST
PILLAR	APPROP.	LEGAL REQ.	REQ.	ALLOCATED AS OF SEPT. 30, 2002	OBLIG.	REQ.	ALLOCATED AS OF SEPT. 30, 2003	OBLIG.	REQ.	CWE/ APPROP.		

Air Force


MISAWA AB				REQ.	ALLOCATED AS OF SEPT. 30, 2002	OBLIG.	REQ.	ALLOCATED AS OF SEPT. 30, 2003	OBLIG.	REQ.	CWE/ APPROP.	FY 2005 REQUEST
REPAIR/UPGRADE UNDERGROUND STORAGE TANKS				\$0	\$0	\$0	\$1,500	\$1,500	\$1,380	\$0	\$0	\$0
	P2	O & M	PP-O									
Subtotal FY 2002				\$0	\$0	\$0						
Subtotal FY 2003							\$1,500	\$1,500	\$1,380			
Subtotal FY 2004										\$0	\$0	\$0
Total MISAWA AB				\$0	\$0	\$0	\$1,500	\$1,500	\$1,380	\$0	\$0	\$0

Yokota AB				REQ.	ALLOCATED AS OF SEPT. 30, 2002	OBLIG.	REQ.	ALLOCATED AS OF SEPT. 30, 2003	OBLIG.	REQ.	CWE/ APPROP.	FY 2005 REQUEST
REMOVE UNDERGROUND STORAGE TANKS ¹				\$0	\$2,596	\$2,596	\$0	\$0	\$0	\$0	\$0	\$0
	EC	O & M	CM-O									
Subtotal FY 2002				\$0	\$2,596	\$2,596						
Subtotal FY 2003							\$0	\$0	\$0			
Subtotal FY 2004										\$0	\$0	\$0
Total YOKOTA AB				\$0	\$2,596	\$2,596	\$0	\$0	\$0	\$0	\$0	\$0

Air Force Total				\$0	\$2,596	\$2,596	\$1,500	\$1,500	\$1,380	\$0	\$0	\$0
------------------------	--	--	--	-----	---------	---------	---------	---------	---------	-----	-----	-----

JAPAN TOTAL				\$0	\$2,596	\$2,596	\$1,500	\$1,500	\$1,380	\$0	\$0	\$0
--------------------	--	--	--	-----	---------	---------	---------	---------	---------	-----	-----	-----

¹ AFCEE awarded four projects as one (ZNRE967204AE \$1.0M, ZNRE967204AF \$1.57M, ZNREOS721602 \$20K, and ZNREOS720302 \$6K).

SOUTH KOREA 	FY 2005 EQ Projects > \$ 1.5 Million			Projects	FY 2004 Request	FY 2004 Current Estimate	FY 2005 Request	
	FY 2005 EQ Project Dollars (\$000)			Army	0	\$0	\$0	\$0
				Navy	0	\$0	\$0	\$0
				Marine Corps	0	\$0	\$0	\$0
				Air Force	0	\$0	\$0	\$0
				DLA	0	\$0	\$0	\$0
			Total	0	\$0	\$0	\$0	

PROJECT TITLE				FY 2002			FY 2003			FY 2004		FY 2005 REQUEST
PILLAR	APPROP.	LEGAL REQ.	REQ.	ALLOCATED AS OF SEPT. 30, 2002	OBLIG.	REQ.	ALLOCATED AS OF SEPT. 30, 2003	OBLIG.	REQ.	CWE/ APPROP.		

ARMY

Camp Page												
UPGRADE WATER TREATMENT SYSTEM ¹				\$0	\$0	\$0	\$3,205	\$3,205	\$0	\$0	\$0	\$0
	CM	MILCON	SDWA									
Subtotal FY 2002				\$0	\$0	\$0						
Subtotal FY 2003							\$3,205	\$3,205	\$0			
Subtotal FY 2004									\$0	\$0	\$0	
¹ Project not caught in last year's datacall; project on hold until Land Partnership Program details are solidified.												
Total OSAN AB				\$0	\$0	\$0	\$3,205	\$3,205	\$0	\$0	\$0	\$0

ARMY TOTAL				\$0	\$0	\$0	\$3,205	\$3,205	\$0	\$0	\$0	\$0
-------------------	--	--	--	-----	-----	-----	---------	---------	-----	-----	-----	-----

PROJECT TITLE				FY 2002			FY 2003			FY 2004		FY 2005 REQUEST
	PILLAR	APPROP.	LEGAL REQ.	REQ.	ALLOCATED AS OF SEPT. 30, 2002	OBLIG.	REQ.	ALLOCATED AS OF SEPT. 30, 2003	OBLIG.	REQ.	CWE/ APPROP.	

ARMY

AIR FORCE

Osan AB

WASTEWATER CONNECTION FEE TO PYONGTAEK CITY ²				\$0	\$0	\$0	\$2,100	\$0	\$0	\$0	\$0	\$0
	EC	O&M	CM-0									
Subtotal FY 2002				\$0	\$0	\$0						
Subtotal FY 2003							\$2,100	\$0	\$0			
Subtotal FY 2004										\$0	\$0	\$0
² Work was determined to require construction funding rather than connection fee funding. Thus, host nation funds were used for connection fees.												
Total OSAN AB				\$0	\$0	\$0	\$2,100	\$0	\$0	\$0	\$0	\$0

AIR FORCE TOTAL				\$0	\$0	\$0	\$2,100	\$0	\$0	\$0	\$0	\$0
------------------------	--	--	--	-----	-----	-----	---------	-----	-----	-----	-----	-----

DLA

Camp Casey

REPLACE FUEL STORAGE TANKS ³				\$5,500	\$5,500	\$5,200	\$0	\$0	\$0	\$0	\$0	\$0
	CM	MILCON	CWA									
Subtotal FY 2002				\$5,500	\$5,500	\$5,200						
Subtotal FY 2003							\$0	\$0	\$0			
Subtotal FY 2004										\$0	\$0	\$0
³ Under construction - 97% complete.												
Total CAMP CASEY				\$5,500	\$5,500	\$5,200	\$0	\$0	\$0	\$0	\$0	\$0

DLA Total				\$5,500	\$5,500	\$5,200	\$0	\$0	\$0	\$0	\$0	\$0
------------------	--	--	--	---------	---------	---------	-----	-----	-----	-----	-----	-----

SOUTH KOREA TOTAL				\$5,500	\$5,500	\$5,200	\$5,305	\$3,205	\$0	\$0	\$0	\$0
--------------------------	--	--	--	---------	---------	---------	---------	---------	-----	-----	-----	-----